
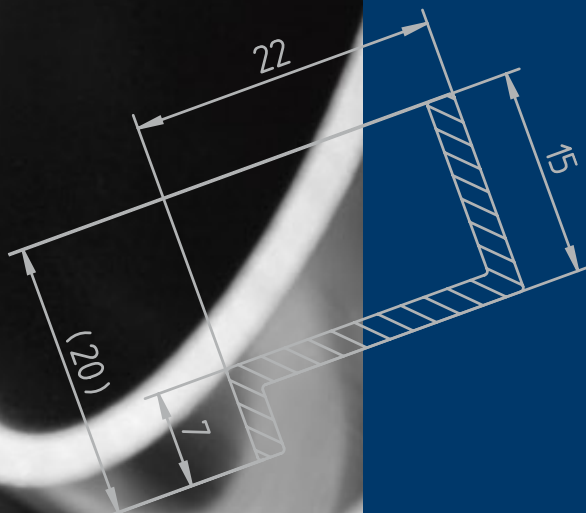


sapa:



Profiles in stock Standard catalogue

Discover the possibilities with
aluminium profiles from Sapa

You can create your own profile or you can choose from a wide selection of standard profiles.

Delivery: 1–2 weeks for standard profiles (subject to availability).

Cutting: Bespoke cutting service is available. Contact us for further information.

Weight: The specified weights are nominal.

Packaging: Profiles will normally be supplied in bundles of up to 250 kg or in accordance with customer requirements.

Prices etc: Please ask for quotation.

Anodising: Anodising of standard profiles will normally take 2–3 weeks. Some profiles are stocked in anodised finish.

Profile tolerances: Contact us or read more about tolerances in our *Design Manual*. You can order the book or read it at **www.sapagroup.com**.

Available dies are presented in a separate catalogue.

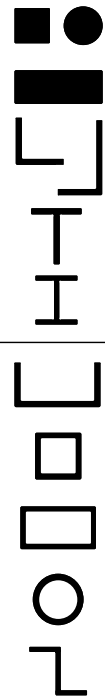
This standard catalogue, the available dies catalogue and more information about our offer is found at our website **www.sapagroup.com**

The information provided in this catalogue is subject to change.

Sapa Profiles is part of Sapa, which develops, manufactures and markets finished profiles, profile-based building systems and heat exchanger strip in aluminium alloys, and is the leading independent manufacturer in the world.

Sapa's business idea is based on close collaboration with our customers, who are primarily based in Europe, North America and Asia. The largest customer sectors are building, transport, home & office and engineering.

You can find more information at www.sapagroup.com



Profiles in stock

In this catalogue you will find a large number of standard profiles. It gives you quick access to an economical range of profiles that will fully or partly meet your requirements.

Please remember that you can also create your own ideal profile. Whether you choose a standard profile, a profile from an available die or a tailor-made solution, you get benefits such as low weight, high strength and corrosion resistance.

Aluminium can also be recycled with little additional energy input, which is an important consideration if you are aiming for sustainable development.

Ideas in stock

Extrusion technology makes it possible to integrate a vast range of different functions into your profile. Among other things this can mean reduced fabrication and easier assembly – hence lower costs. Tooling costs are also very reasonable.

Contact Sapa to discuss your requirements and possibilities.



A range of functions can be integrated in the extruded aluminium profile. For example: Screw recess, Lugs, Slots, Reduced thickness to allow spring, Screw markings, Latches, Integral tubes, Heat sink, Decorative pattern, Hinge, Grip surface, Screw recess on projection, Stop for sheet material, Slot for screw or rivet, Slot for rubber seal, "Christmas tree" for joining to wood or plastic, Slot for bolts, etc.

Sapa joint
Plastic end caps
Hinge
Profiles with screw ports
Plastic plugs
Body profiles

Connection profiles
Glazing profiles
Profiles for cladding timber windows/doors
Surround profiles
Fasteners

General construction alloys
Big profiles

An in-depth partnership with Sapa

Square bar

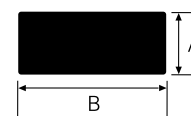
Alloy: Sapa 6082-T6 (EN-AW-6082).
Weight (kg/m) = 0.0027 x A² mm
Length 4 metres. Surface class = 6.



Sapa profile no.	Dimensions. mm		Weight kg/m	Sapa profile no.	Dimensions. mm		Weight kg/m
	B	A			B	A	
900 -0086-00		12	0.39	900 -0026-		30	2.43
-0034-		10	0.27	-0657-00		40	4.31
-0035-		15	0.61	-F18570-		50	6.75
-0036-		20	1.08	-F18576-		60	9.72
-F18542-		25	1.68				

Rectangular bar

A ≤ 3 mm: Alloy: Sapa 6063-T6 (EN-AW-6063). Surface class = 5.
A > 3 mm: Alloy: Sapa 6082-T6 (EN-AW-6062). Surface class = 6.
Weight (kg/m) = 0.0027 x B mm x A mm
Length 5 metres.




Sapa profile no.	Dimensions. mm		Weight kg/m	Sapa profile no.	Dimensions. mm		Weight kg/m
	B	A			B	A	
900 -0027-00	10	3	0.08	900 -0268-	40	20	2.16
-0013-	15	3	0.12	-0274-	50	2	0.27
-0084-	15	5	0.20	-0007-	50	5	0.68
-0028-	20	3	0.16	-0031-	50	10	1.35
-0030-*	20	5	0.27	-F19085-	50	20	2.70
-0467-	20	10	0.54	-0256-	60	5	0.81
-0374-	25	2	0.14	-0284-	60	6	0.97
-0012-	25	3	0.20	-0032-	60	10	1.62
-0010-	25	5	0.34	-0116-	60	15	2.43
-0077-	30	2	0.17	-0541-	80	8	1.73
-0011-	30	3	0.24	-0149-	80	15	3.24
-0130-	30	4	0.32	-0585-	100	6	1.65
-0083-	30	5	0.41	-0132-	100	10	2.70
-0125-	30	10	0.81	-F19318-	100	20	5.40
-0029-	40	3	0.32	-F19404-	150	10	4.05
-0009-	40	4	0.43				
-0008-	40	5	0.54	Natural anodised 10 µm			
-0210-	40	10	1.08	900 -0077-10	30	2	0.17
				-0274-10	50	2	0.27

* Only alloy 6063-T6

Round bar

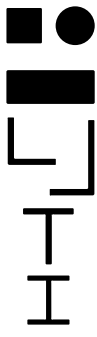
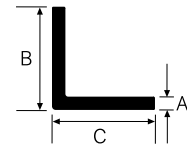
Alloy: Sapa 6082-T6
Length 4 metres. Surface class = 6.
Weight (kg/m) = 0.00212 x D² mm.



Sapa profile no.	Dimensions. mm	Weight kg/m	Sapa profile no.	Dimensions. mm	Weight kg/m
	D			D	
900 -0087-00	6	0.08	900 -0041-00	30	1.91
-0107-	8	0.14	-0196-	35	2.60
-0038-	10	0.21	-0200-	40	3.39
-0065-	12	0.31	-F90113-	45	4.29
-0039-	15	0.48	-F90119-	50	5.30
-0154-	16	0.54	-F90127-	55	6.41
-0014-	20	0.85	-F90132-	60	7.63
-0040-	25	1.32			

Equal flange L-profiles

A ≤ 3 mm. Alloy: Sapa 6063-T6 (EN-AW-6063). Surface class = 5.
 A > 3 mm. Alloy: Sapa 6082-T6 (EN-AW-6082). Surface class = 6.
 Length 5 metres.

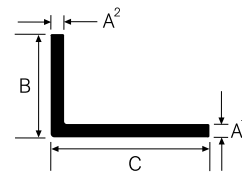


Sapa profile no.	Dimensions. mm		Weight kg/m
	B-C	A	
900 -0047-00	12	2	0.12
-0088-	15	1.5	0.12
-0048-	15	2	0.15
-0049-	20	2	0.21
-0089-	20	3	0.31
-0166-	25	2	0.26
-0004-	25	3	0.39
-0002-	30	3	0.47
-0015-	30	4	0.61
-0023-	30	5	0.75
-0001-	35	3	0.55
-0006-	40	4	0.84

Sapa profile no.	Dimensions. mm		Weight kg/m
	B-C	A	
900 -F21848-	40	2	0.42
-0024-00	40	5	1.03
-0249-	50	3	0.78
-0005-	50	5	1.30
-0121-	60	6	1.86
-0167-	80	8	3.30
Natural anodised 10 µm			
900 -0047-10	12	2	0.12
-0048-	15	2	0.15
-0049-	20	2	0.21
-0166-	25	2	0.26
-0002-	30	3	0.47

Unequal flange L-profiles

A ≤ 3 mm. Alloy: Sapa 6063-T6 (EN-AW-6063). Surface class = 5.
 A > 3 mm. Alloy: Sapa 6082-T6 (EN-AW-6082). Surface class = 6.
 Length 5 metres.

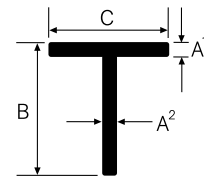


Sapa profile no.	Dimensions. mm			Weight kg/m
	B	C	A	
900 -0051-00	15	10	2	0.12
-0017-	20	10	2	0.15
-0052	20	15	2	0.18
-0003-	30	20	3	0.39
-0022	40	20	2	0.31
-0053-	40	25	3	0.51
-0293-	50	25	2	0.39
-0054-00	50	30	4	0.83
-0712-	60	40	3	0.79
-0140-	60	40	5	1.30
-0247-00	80	50	6	2.01

Sapa profile no.	Dimensions. mm			Weight kg/m
	B	C	A	
900 -F25095-	100	50	3	1.19
-0350-	100	50	5	1.96
-F31741-	130	65	10	5.04
Natural anodised 10 µm				
900 -0051-10	15	10	2	0.12
-0017-	20	10	2	0.15
-0052-	20	15	2	0.18
-0003-	30	20	3	0.39
-0022-	40	20	2	0.31
-0293-	50	25	2	0.39
-F25095-	100	50	3	1.19

T-profiles

A ≤ 3 mm. Alloy: Sapa 6063-T6 (EN-AW-6063). Surface class = 5.
 A > 3 mm. Alloy: Sapa 6082-T6 (EN-AW-6082). Surface class = 6.
 Length 5 metres.

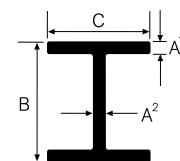


Sapa profile no.	Dimensions. mm			Weight kg/m
	B	C	A	
900 -0055-00	20	20	2	0.21
-0056-	30	30	3	0.47
-0058-	40	40	4	0.84

Sapa profile no.	Dimensions. mm			Weight kg/m
	B	C	A	
900 -0091-00	50	50	5	1.31
-0174-	60	60	6	1.88

I-profiles

A ≤ 3 mm. Alloy: Sapa 6063-T6 (EN-AW-6063). Surface class = 5.
 A > 3 mm. Alloy: Sapa 6082-T6 (EN-AW-6082). Surface class = 6.
 Length 5 metres.

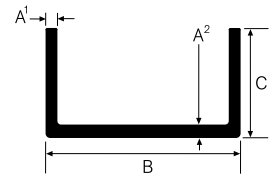


Sapa profile no.	Dimensions. mm				Weight kg/m
	B	C	A¹	A²	
900 -35449-00	8.8	20	1.2	2	0.17
900 -0325-00	100	50	5		2.62

Sapa profile no.	Dimensions. mm				Weight kg/m
	B	C	A¹	A²	
Natural anodised 10 µm					
900 -35449-10	8.8	20	1.2	2	0.17

U-profiles

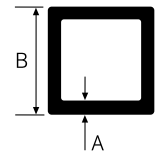
A ≤ 3 mm. Alloy: Sapa 6063-T6 (EN-AW-6063). Surface class = 5.
 A > 3 mm. Alloy: Sapa 6082-T6 (EN-AW-6082). Surface class = 6.
 A2 = A1 unless otherwise specified.
 Length 5 metres.



Sapa profile no.	Dimensions. mm				Weight kg/m	Sapa profile no.	Dimensions. mm				Weight kg/m
	B	C	A ¹	A ²			B	C	A ¹	A ²	
900 -0228-00	8	8	1	1	0.06	900 -0123-00	60	40	5	5	1.78
-0137-	10	10	1.5	2	0.12	-0142-	80	40	5	5	2.05
-0059-	12	12	2	2	0.18	-0025-	100	50	5	5	2.57
-0060-	15	15	2	2	0.23	-0479-	120	60	5	5	3.13
-0122-	18	18	2	2	0.28	Natural anodised 10 µm					
-0215-	20	10	2	2	0.19	900 -0228-10	8	8	1	1	0.06
-0061-	20	20	2	2	0.31	-0137-	10	10	1.5	2	0.12
-0062-	25	15	2	2	0.28	-0846-	12.5	11.5	2		0.17
-0072-	25	25	3	3	0.56	-0060-	15	15	2	2	0.23
-0063-	30	20	3	3	0.51	-0122-	18	18	2	2	0.28
-0455-	30	30	3	3	0.69	-0215-	20	10	2	2	0.19
-0064-	40	25	3	3	0.69	-0061-	20	20	2	2	0.31
-0218-	50	30	4	4	1.11						

Square tube

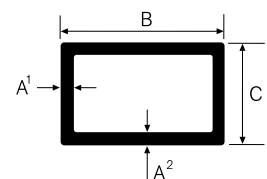
Alloy: Sapa 6063-T6 (EN-AW-6063). Surface class = 5.
 Length 5 metres.



Sapa profile no.	Dimensions. mm		Weight kg/m	Sapa profile no.	Dimensions. mm		Weight kg/m
	B	A			B	A	
910 -2222-00	10	1	0.10	910 -2128-	40	2	0.82
-2270-	12	1	0.12	-2718-	45	2	0.92
-2417-	15	1	0.15	-2345-	50	2.5	1.28
-2064-	18	1	0.18	-2129-	70	2	1.47
-2007-	20	1	0.21	Natural anodised 10 µm			
-2035-	20	1.5	0.30	910 -2242-10	20	2	0.39
-2242-	20	2	0.39	-2227-	25	1.5	0.38
-2227-	25	1.5	0.38	-2357-	25	2	0.50
-2357-	25	2	0.50	-2169-	30	2	0.60
-2523-	30	1.5	0.46	-2128-	40	2	0.82
-2169-	30	2	0.60	-2345-	50	2.5	1.28
-2170	35	2	0.71				

Rectangular tube

Alloy: Sapa 6063-T6 (EN-AW-6063). Surface class = 5.
 A2 = A1 unless otherwise specified.
 Length 5 metres.



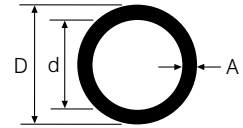
Sapa profile no.	Dimensions. mm				Weight kg/m	Sapa profile no.	Dimensions. mm				Weight kg/m
	B	C	A ¹	A ²			B	C	A ¹	A ²	
910 -2294-00	20	10	1.5	1.5	0.22	-2280-	100	35	3	2.5	1.85**
-2013-	25	15	2	2	0.39	-2505-	100	40	2.5	2.5	1.82
-2155-	30	20	2	2	0.50	-2254-	100	50	3	3	2.33
-2126-	35	17	2	2	0.52	-2266-	120	40	2.5	2.5	2.09
-2205-	40	25	2	2	0.66 *	-2260-	150	50	3	3	3.20
-2206-	50	30	2	2	0.82 *	Natural anodised 10 µm					
-2181-	50	30	2.5	2.5	1.01	910 -2205-10	40	25	2	2	0.66 *
-2043-	60	40	2.5	2.5	1.28	-2206-	50	30	2	2	0.82 *
-2251-	80	40	2.5	2.5	1.55	-2043-	60	40	2.5	2.5	1.28
-2041-	100	18.5	2.5	2	1.32**						

* Can be used with Sapa joint.

** Can be used as straight edge.

Round tube

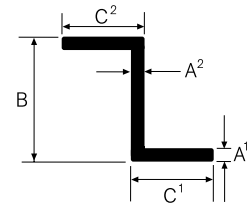
Alloy: Sapa 6063-T6 (EN-AW-6063).
Surface class = 5. Length 5 metres.



Sapa profile no.	Dimensions. mm			Weight kg/m	Sapa profile no.	Dimensions. mm			Weight kg/m
	D	d	A			D	d	A	
910 -2267-00	8	6	1	0.06	910 -2101-00	40	37	1.5	0.49
-2031-	10	8	1	0.08	-2045-	45	41	2	0.73
-2075-	12	10	1	0.09	-2006-	50	46	2	0.81
-2119-	16	13	1.5	0.18	-2009-	54	50	2	0.88
-2008-	19	16	1.5	0.22	-2063-	60	54	3	1.45
-2002-	20	18	1	0.16	-2145-	90	80	5	3.61
-2003-	20	17	1.5	0.24	-2114-	100	90	5	4.04
-2078-	22	19	1.5	0.26	-2074-	100	96	2	1.66
-2112-	22	20	1	0.18	-2098-	110	104	3	2.72
-2084-	25	21	2	0.39	-2586-	120	110	5	4.88
-2004-	25	22	1.5	0.30	Natural anodised 10 µm				
-2110-	25	23	1	0.20	910 -2031-10	10	8	1	0.08
-2044-	28	25	1.5	0.34	-2075	12	10	1	0.09
-2232-	30	26	2	0.48	-2119	16	13	1.5	0.18
-2037-	31	28	1.5	0.38	-2426	22.5	19.5	1.5	0.27
-2179-	35	31	2	0.56	-2004	25	22	1.5	0.30
-2105-	40	34	3	0.94					

Z-profiles

Alloy: Sapa 6063-T6 (EN-AW-6063). Surface class = 5.
A2 = A1. C2 = C1 unless otherwise specified.
Length 6.6 metres.




Sapa profile no.	Dimensions. mm			Weight kg/m	Sapa profile no.	Dimensions. mm			Weight kg/m
	B	C ¹ -C ²	A ¹ -A ²			B	C ¹ -C ²	A ¹ -A ²	
086 -01041-00	7	15	1	0.10	086 -00509-00 ^A	35	20	2	0.39
-00887- ^A	23	30	3	0.62	^A Part number does not match profile number.				

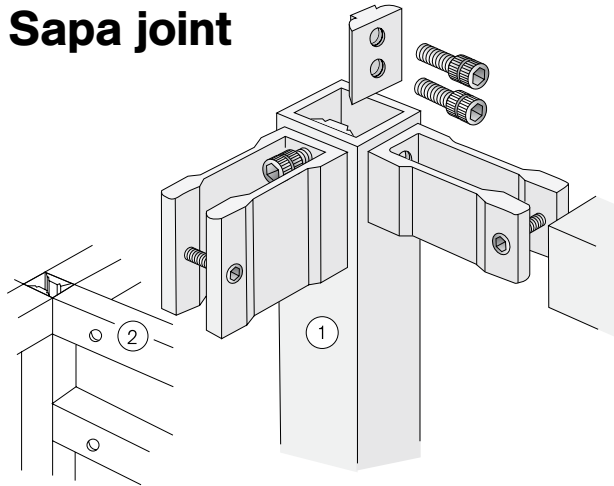
A unique design demands a unique profile



Standard profiles can solve many problems. But to create an unique design, you need profiles of your own. The Sting chair made by Blå Station has a smart, simple design that consists of just four parts: the seat profile, back profile and two pairs of legs. The seat and back are joined by a simple node. The stainless steel legs lock the design together without the need for screws or welding.



Sapa joint



To fit the Sapa joint, drill two holes in tube 1. Slide the backing plate into the tube and then tighten the screws. Drill a hole for the expander screw in tube 2. Slide this tube on to the joint and tighten the screw. Corner joints can be made on any side, anywhere along the rectangular tube.

The Sapa joint has been designed to create a simple and rigid corner joint for rectangular tube.

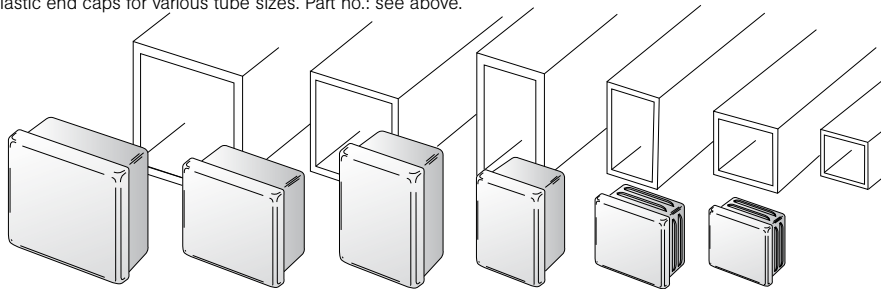
The Sapa joint permits considerable variation. Because the joint profile can be cut to any length desired, it can be used on all rectangular tube with a wall thickness of 2 mm as long as one face measures 25. 30. 40 or 45 mm.

Joints are available from stock for the following tube sizes:

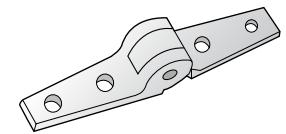
Sapa joint. part no.	Tube dimensions. mm	Plastic end plug. part no.	Colour
	20 x 20 x 2	305-20202-40	Black
300-25252-00	25 x 25 x 2	-25252-	"
-30302-	30 x 30 x 2	-30302-	"
-40252-	40 x 25 x 2	-40252-	"
-40402-	40 x 40 x 2	-40402-	"
-45452-	45 x 45 x 2	-45452-	"
-50302-	50 x 30 x 2	-50302-	"
	50 x 50 x 2	-50502-	"
	60 x 40 x 2	-60402-	"

Plastic end caps

Plastic end caps for various tube sizes. Part no.: see above.



Hinge

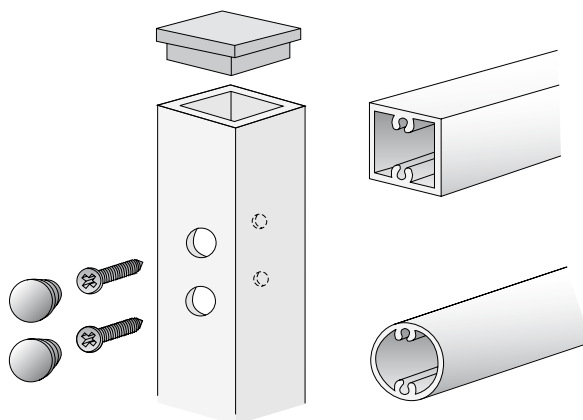


Hinge

Part no. 300-670453-10
Length: 55 + 55 mm
Width: 20 mm
Wall thickness: 5 mm

Profiles with screw ports

Alloy: Sapa 6063-T6. Length: 6.1 metres for profile 910-67402-10 and 910-67422-10, rest: 5 metres. Surface class = 5. Natural anodised 10 µm.



Plastic plugs

Type as shown above.

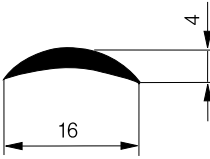
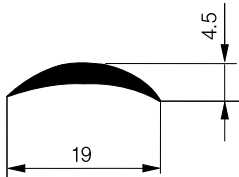
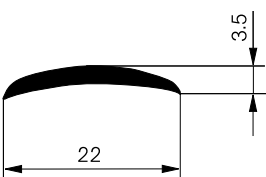
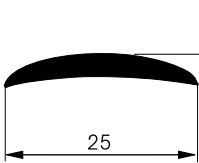
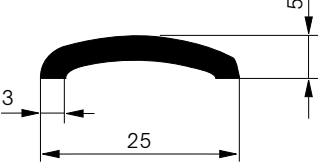
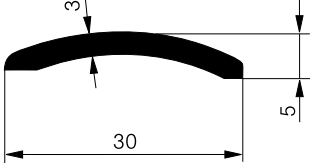
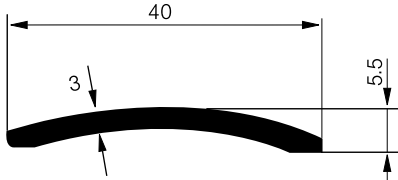
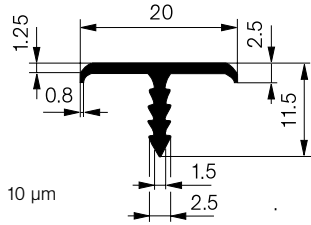
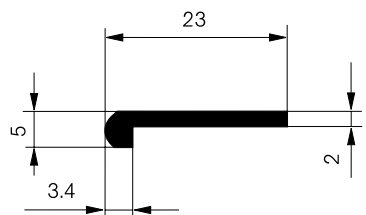
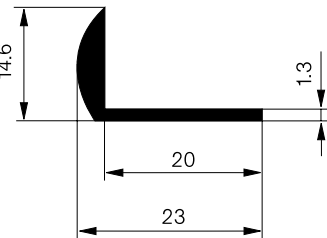
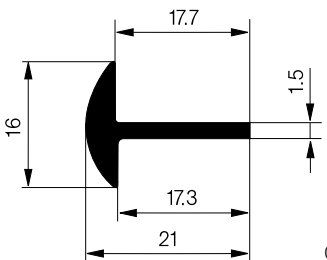
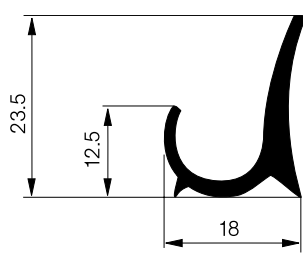
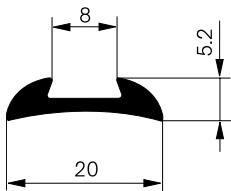
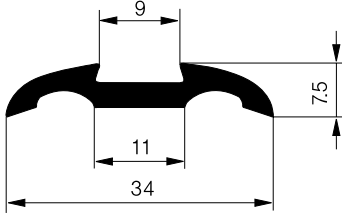
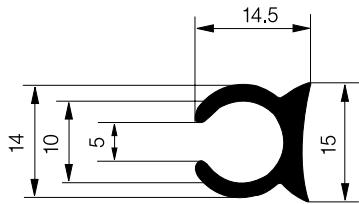
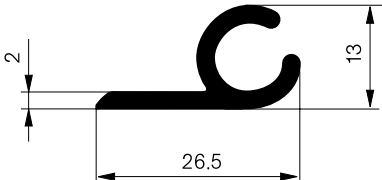
Brown -20. Grey -30. Black -40. White -50

7 mm	011-12301-20/-30/-40/-50
9 mm	011-12303-20/-30/-40/-50
13 mm	011-12302-20/-30/-40/-50

<p>cc-33 Wall thickness 2.7 46 46 ST 6.3 (B 14)</p> <p>910-67402-10 1.44 kg/m</p>	<p>cc-14 Wall thickness 1.2 20 20 ST 3.5 (B 6)</p> <p>910-67422-10 0.31 kg/m</p>
<p>cc-40.1 Wall thickness 2.0 23 50 ST 6.3 (B 14)</p> <p>910-670931-10 0.91 kg/m</p>	<p>cc-11.4 Wallthickness 1.6 22 ST 4.8 (B 10)</p> <p>910-69704-10 0.43 kg/m</p>
<p>cc-21 Wall thickness 1.5 30 30 ST 6.3 (B 14)</p> <p>910-69566-10 0.62 kg/m</p>	<p>Wall thickness 1.7 40 ST 6.3 (B 14)</p> <p>910-2706-10 0.72 kg/m</p>

Coachwork profiles

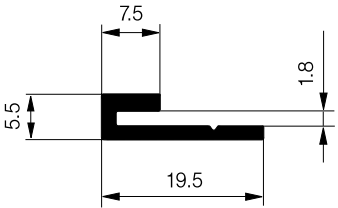
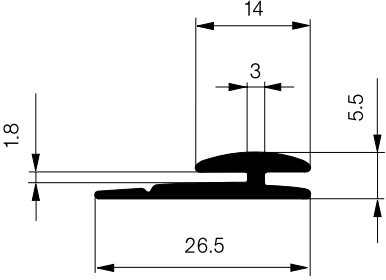
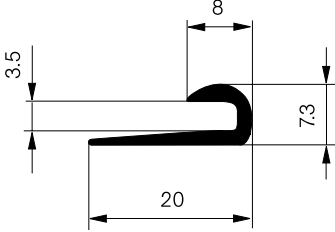
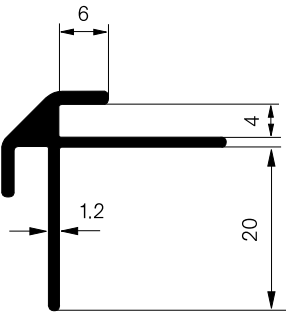
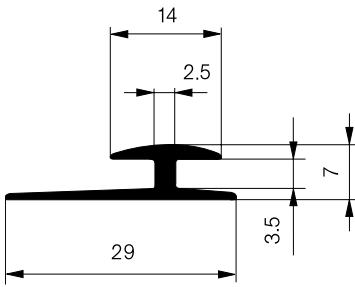
Alloy: Sapa 6063-T4 (EN-AW-6063).
Length 5 metres. Surface class = 5.

 <p>920-3195-00 0.10 kg/m</p>	 <p>920-3161-00 0.10 kg/m</p>	 <p>920-3254-00 0.14 kg/m</p>
 <p>920-3185-00 0.19 kg/m</p>	 <p>920-3115-00 0.20 kg/m</p>	 <p>920-3325-00 0.24 kg/m</p>
 <p>920-3324-00 0.32 kg/m</p>	 <p>Mill finished 920-35142-00 Natural anodised, 10 µm 920-35142-10 0.12 kg/m</p>	
 <p>920-34353-00 0.14 kg/m</p>	 <p>920-3353-00 0.16 kg/m</p>	
 <p>920-3354-00 0.18 kg/m</p>	 <p>920-3086-00 0.22 kg/m</p>	
 <p>920-3154-00 0.13 kg/m</p>	 <p>920-3300-00 0.26 kg/m</p>	
 <p>920-34537-00 0.23 kg/m</p>	 <p>920-3298-00 0.22 kg/m</p>	

- Sapa joint
- Plastic end caps
- Hinge
- Profiles with screw ports
- Plastic plugs
- Body profiles

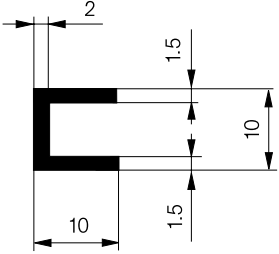
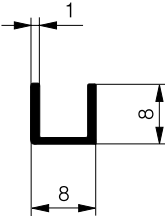
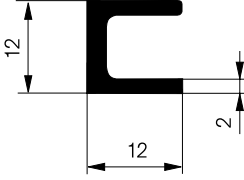
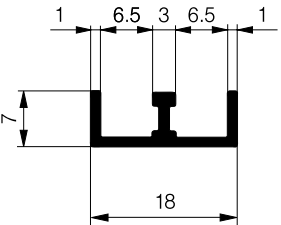
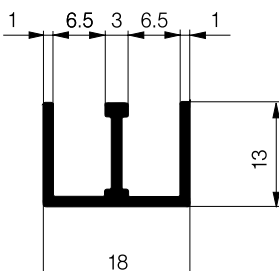
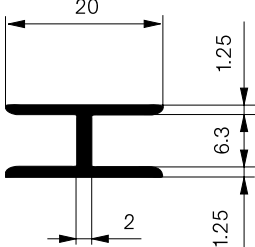
Connection profiles

Alloy: Sapa 6063-T6 (EN-AW-6063).
 Length 5 metres. Surface class = 5.
 Natural anodised 10 µm.

 <p>930-3885-10 0.12 kg/m</p>	 <p>930-3886-10 0.17 kg/m</p>	 <p>930-3321-10 0.11 kg/m</p>
 <p>930-3544-10 0.25 kg/m</p>	 <p>930-3257-10 0.17 kg/m</p>	

Glazing profiles

Alloy: Sapa 6063-T6 (EN-AW-6063).
 Length 5 metres. Surface class = 5.

 <p>900-0137-00/10 0.12 kg/m</p>	 <p>900-0228-00/10 0.06 kg/m</p>	 <p>900-0059-00 0.18 kg/m</p>
 <p>900-3726-00/10 0.12 kg/m</p>	 <p>900-3727-00/10 0.17 kg/m</p>	 <p>900-35449-00/10 0.17 kg/m</p>

Profiles for cladding timber windows/doors

Wood needs protection from the effects of the wind, weather and ultraviolet light. The amount of maintenance needed for timber windows can be considerably reduced by using aluminium profiles to cover the most exposed areas, such as the sill and bottom of the frame.

Sapa has been developing solutions and products in close cooperation with the window industry for over 30 years. Today we are a leading supplier of cladding profiles for wooden windows in the Nordic market.

Alloy: Sapa 6063-T6 (EN-AW 6063).

Stock length: 6 metres.

Finish: All profiles are stocked in millfinished condition (part no. -00). Anodising or painting can be carried out to suit your requirements.

Machining: For a surcharge, profiles can be cut to exact lengths and pre-drilled to facilitate installation or drainage.

For more information, contact Sapa.

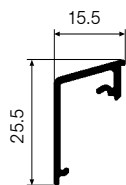
Surround profiles for the best long-term solution

To get the best possible long-term solution in terms of performance and economy we have developed a number of surround aluminium profiles. They are designed for installation between the window frame and the wall. Most cladding

systems have slots in the frame profiles that will accept Sapa surround profiles. They can be supplied with the same finish and colour as the cladding profiles. Order direct from your window supplier or through us.

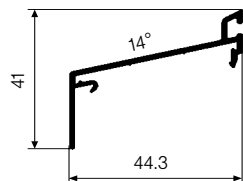
Glazing profiles

Single glass



940-54350-

0.162 kg/m



940-54369-

0.354 kg/m

Rubber strips

For glazing profiles

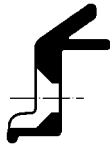


2.5-3.5 mm
340-95001-40

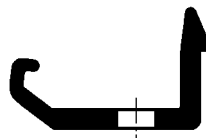


4.5-5.5 mm
340-95002-40

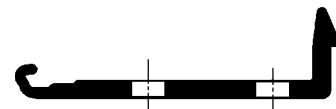
Fasteners for glazing profiles L = 25 mm, untreated



340-91802-40 (PVC), for 54350

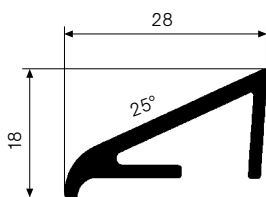


340-90602-00, for 54367



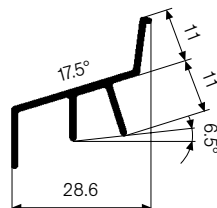
340-90601-00, for 54369

Older glazing profiles



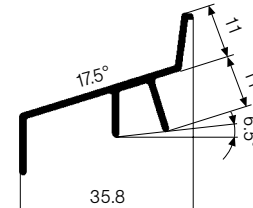
940-34343-

0.292 kg/m



940-S63396-

0.235 kg/m



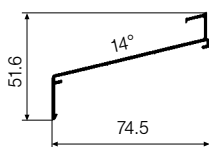
940-S63397-

0.259 kg/m

Cladding profiles

for sill, inward-opening windows

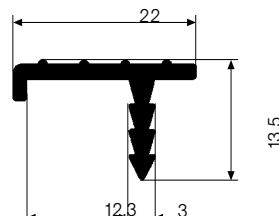
Linked, sill 115



940-54351-

0.475 kg/m

Threshold profile



940-39625-

0.167 kg/m

Connection profiles

Glazing profiles

Profiles for cladding timber windows/doors

Surround profiles

Fasteners

General construction alloys

Alloy data according to EN-755-2

Corresponding designations European standards: numerical designation chemical symbols ¹⁾ USA: Aluminum Association Swedish standards:	Sapa 6060		Sapa 6063		Sapa 6082		
	EN-AW-6060 AlMgSi AA 6060 SS-EN-AW-6060		EN-AW-6063 AlMg0,7Si AA 6063 SS-EN-AW-6063		EN-AW-6082 AlSi1MgMn AA 6082 SS-EN-AW-6082		
Technical data	T4 ²⁾	T6	T4 ²⁾	T6	T4 ²⁾	T6 Solid section	T6 Hollow section
Tensile strength ³⁾ t = wall thickness, mm Yield strength R _{p0.2} , MPa, min.	t ≤ 25 60	t ≤ 3 150 3 < t ≤ 25 140	t ≤ 25 65	t ≤ 10 170 10 < t ≤ 25 160	t ≤ 25 110	t ≤ 5 250 5 < t ≤ 25 260	t ≤ 5 250 5 < t ≤ 15 260
Ultimate tensile strength R _m , MPa, min.	t ≤ 25 120	t ≤ 3 190 3 < t ≤ 25 170	t ≤ 25 130	t ≤ 10 215 10 < t ≤ 25 195	t ≤ 25 205 5 < t	t ≤ 5 290 5 < t ≤ 25 310	t ≤ 5 290 5 < t ≤ 15 310
Elongation A, % min.	t ≤ 25 16	t ≤ 25 8	t ≤ 25 14	t ≤ 25 8 5	t ≤ 25 14	t ≤ 5 8 5 < t ≤ 25 10	t ≤ 5 8 5 < t ≤ 25 10
Hardness (value for information only) Webster B, approx. Vickers, approx.	5 40	10 60	5 45	12 70	11 65	15 95	15 95
Thermal conductivity At 20°, W/m,°C	190	190	190	190	170	170	170
Density , kg/dm ³	2.7	2.7	2.7	2.7	2.7	2.7	2.7
All alloys: Coefficient of thermal expansion: 23 x 10 ⁻⁶ /°C Modulus of elasticity: 70,000 MPa Modulus of elasticity: 27,000 MPa Poisson's ratio: 0.33	Alloys suitable for decorative anodising				High-strength building and structural components, e.g. trailer profiles for lorries and floor profiles. Unsuitable for decorative anodising.		
	For all applications where the best possible surface finish is desired and where strength is not the first priority. For example: picture frames, high-quality furniture.		All applications. This alloy combines most desirable properties. For example: furniture, decorative profiles.				

Condition symbols:

F Extruded
O Annealed

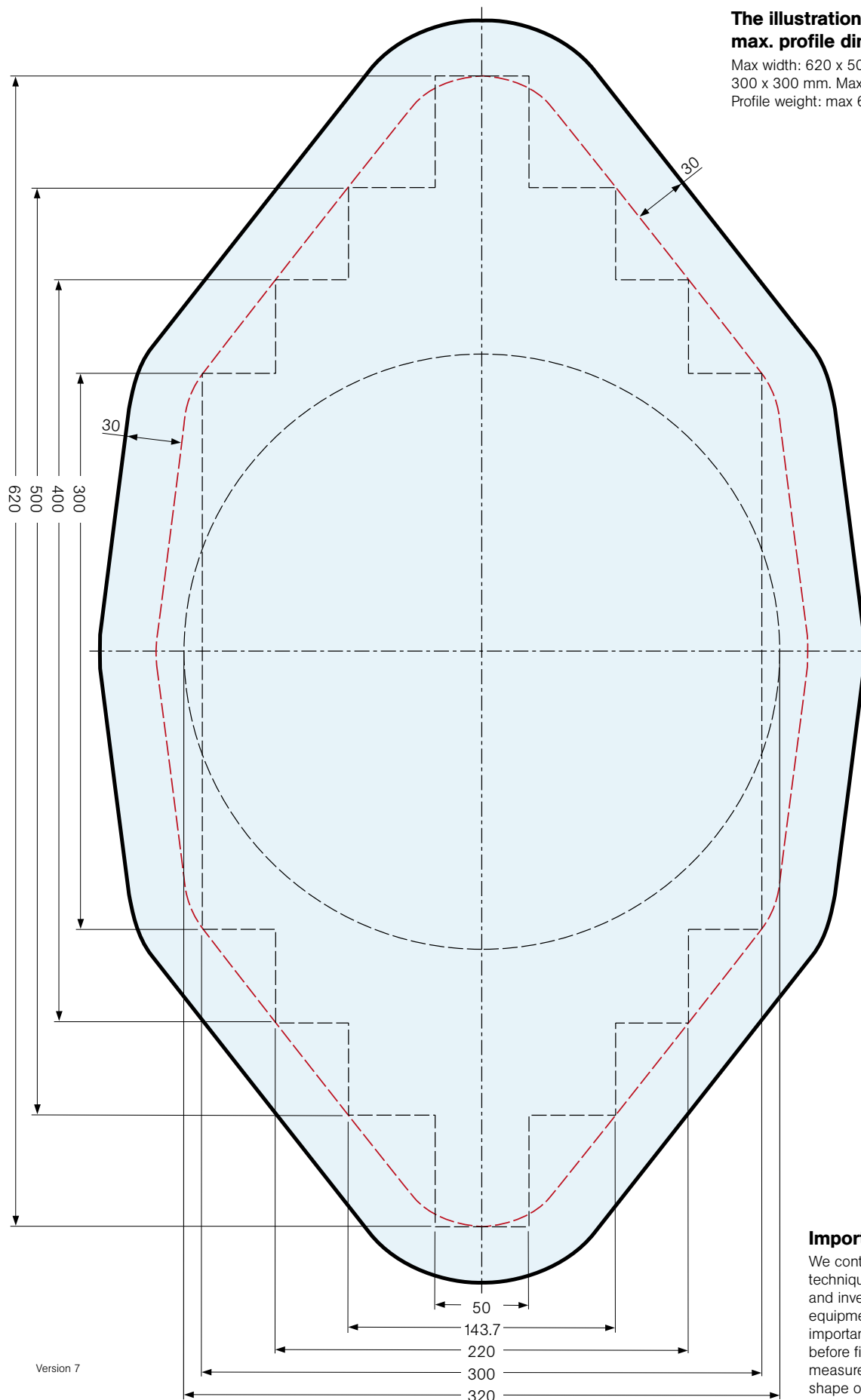
T4 Solution treated + naturally aged
T6 Solution treated + precipitation treated

Version 8

Big profiles, great possibilities

The illustration shows max. profile dimensions

Max width: 620 x 50 mm. Max square: 300 x 300 mm. Max round: 320 mm diam. Profile weight: max 65 kg/m



Version 7

General construction alloys

Big profiles

Important

We continuously develop techniques and processes and invest in new production equipment. It is therefore important to contact Sapa before finally deciding measurements and exact shape of your profile.



Many great products have started off as prototypes entirely or partly created with profiles from our comprehensive stock of standard profiles. Sometimes these profiles meet the demands and serve as parts in the final product.

Often this standard catalogue is the very first step in a rewarding cooperation to create better products. More competitive, more environmental friendly, easier to manufacture, simpler to use, better looking. Just to mention some of the possibilities with Sapa and aluminium profiles.

Let us contribute with our massive bank of know-how and experience, technical resources and motivated staff.

Can smart solutions such as snap-fit joints and fastening slots be integrated in the extrusion? What about fabrication such as punching, drilling, cutting, turning, bending,

milling, welding, adhesive bonding, painting? Or a turnkey solution, where Sapa accepts responsibility for the entire production chain?

Our aim is to create long-term business relations, with mutual profitability as the overall objective. This is a language understood everywhere.

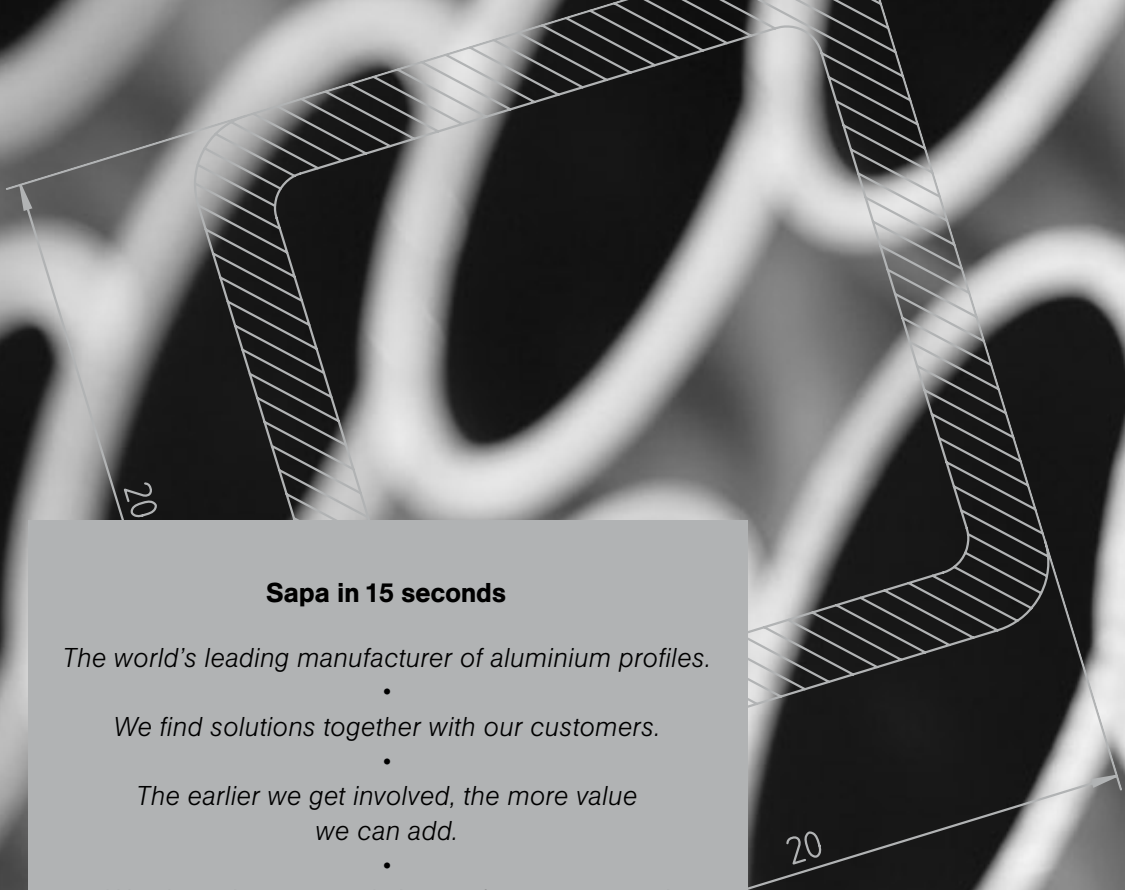
Aluminium profiles do not recognise borders; neither does Sapa. Our combined production resources and expertise are available for any customer in any country.

With footprints in Europe, North and Central America and Asia we are the world's leading manufacturer of aluminium profiles and can serve customers on a worldwide basis. (Visit www.sapagroup.com for a complete list of countries.)



Take your idea **one step further**

An
in-depth
partnership
with Sapa



Sapa in 15 seconds

The world's leading manufacturer of aluminium profiles.

We find solutions together with our customers.

The earlier we get involved, the more value we can add.

We aim to become a vital part of our customers' supply chain.

We have a vast experience based on thousands of successful projects.

We and our customers benefit from the excellent properties of aluminium.

Profiles provide unique opportunities when shape and design are key aspects.

We constantly strive to reduce the time it takes to go from idea to finished product.

