



**Standard Shape Catalog  
City Of Industry**

---

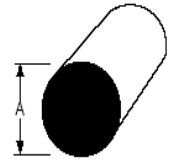
**Sapa Extrusions  
Address 18111 E. Railroad Street  
City of Industry, CA 91748  
Toll Free 800-210-5393  
Website [www.sapagroup.com/us/profiles](http://www.sapagroup.com/us/profiles)**

## Table of Contents

<b><u>Profile Section</u></b>	<b><u>Page</u></b>
Rod Round	3
Rod Hex	4
Bar Square Sharp Corners	5
Bar Square Round Corners	6
Bar Rectangular Sharp Corners	7-10
Bar Rectangular Round Corners	11
Bar Rectangular Bus Bar	12
Angle Equal Leg Structural	13-14
Angle Unequal Leg Structural	15-16
Angle Equal Leg Architectural	17
Angle Unequal Leg Architectural	18
Angle Army/Navy Design Equal Leg Equal Thickness	19
Angle Army/Navy Design Unequal Leg Equal Thickness	20
Channel Tapered Leg American Standard	21
Channel Aluminum Association	22
Channel Sharp Corners	23-24
Channel Army/Navy Design Equal Leg Equal Thickness	25
Channel Miscellaneous	26
I Beam Aluminum Association	27
I Beam Standard Structural	28
Tee Architectural Sharp Corners	29
Tee Army/Navy Design Equal Thickness	30
Tee Tapered Structural Standard	31
Zee Architectural Equal Leg	32
Zee Standard Structural	33
Tube Rectangular Sharp Corners	34
Tube Square Sharp Corners	35
Tube Round Structural	36-38
Tube Rectangular Round Corners	39
Tube Square Round Corners	40
Structural Pipe	42

Note: Most items are packed in approximately 500 lb bundles.

Rod/Bar over 8.5 lbs/foot and other items over 4.5 lbs/foot are packed in approximately 1000 lb bundles.



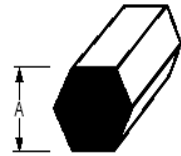
**Description:**  
**Rod Round**

A	B	C	D	t	t1	R	R1	Weight/ Foot	Depot Number	Die #	Global Die#
0.375								0.132	163	14304	1110
0.438								0.180		14305	1114
0.500								0.235	169	14307	1112
0.562								0.298		14308	1116
0.625								0.368		14309	1118
0.688								0.447		15135	1120
0.750								0.530	170	14310	1122
0.812								0.623		14311	1123
0.875								0.721	326	14312	1125
0.938								0.828		14313	1127
1.000								0.942	171	14314	1128
1.031								1.003		14315	2637
1.063								1.063		14316	1129
1.125								1.193		14317	1130
1.188								1.330		15111	1131
1.250								1.472	172	14318	1132
1.312								1.622		15113	1133
1.375								1.782	243	14319	1134
1.438								1.966		14320	1136
1.500								2.121	173	15136	1137
1.562								2.302		12422	1138
1.625								2.489	345	14321	1139
1.688								2.682		15116	2638
1.750								2.886	174	14322	1144
1.875								3.313		15118	1145
2.000								3.769	175	14323	1146
2.125								4.256	346	30864	1147
2.250								4.771	278	14325	1148
2.312								5.095		14326	1150
2.375								5.316	347	18412	1152
2.438								5.602		12423	
2.500								5.890	176	14327	1153
2.562								6.186		15121	2641
2.625								6.488	349	15122	1154
2.750								7.190	348	14328	1155
2.875								7.784		15137	1156
3.000								8.483	177	14329	1157
3.125								9.276		14330	1158
3.250								9.995	550	15124	1160

Note: Most items are packed in approximately 500 lb bundles.

Rod/Bar over 8.5 lbs/foot and other items over 4.5 lbs/foot are

packed in approximately 1000 lb bundles.



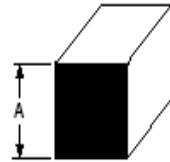
**Description:**  
**Rod Hex**

A	B	C	D	t	t1	R	R1	Weight/ Foot	Depot Number	Global Die #	Global Die #
0.500								0.260		31388	1177
0.625								0.406		31389	1178
0.750								0.584		11076	1182
0.812								0.684		11077	1184
0.875								0.794		11078	1185
1.000								1.039		11080	1186
1.063								1.172		32398	1187
1.125								1.315		11081	1188
1.250								1.624		11082	1189
1.375								1.964		11083	1190
1.500								2.339		31390	1191

Note: Most items are packed in approximately 500 lb bundles.

Rod/Bar over 8.5 lbs/foot and other items over 4.5 lbs/foot are

packed in approximately 1000 lb bundles.

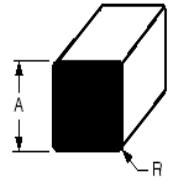


**Description:**  
**Bar Square Sharp Corners**

A	B	C	D	t	t1	R	R1	Weight/ Foot	Depot Number	Global Die #	Global Die #
0.312								0.116		14339	1387
0.375								0.169		14348	1388
0.500								0.300	315	14383	1389
0.625								0.469	316	14404	1391
0.750								0.676	317	14440	1392
0.875								0.919		14458	1394
1.000								1.200	124	14488	1401
1.063								1.343		14493	2820
1.125								1.519		14508	1407
1.250								1.875	318	14526	1408
1.500								2.700	125	14565	1410
1.625								3.168		14579	1411
1.750								3.676		14593	1412
2.000								4.798	126	14627	1413
2.250								6.075		14641	1414
2.500								7.500	319	14669	1415
2.750								9.074		14687	1416
3.000								10.800	127	14716	1417

Note: Most items are packed in approximately 500 lb bundles.

Rod/Bar over 8.5 lbs/foot and other items over 4.5 lbs/foot are packed in approximately 1000 lb bundles.



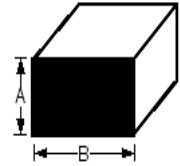
**Description:**  
**Bar Square Round Corners**

A	B	C	D	t	t1	R	R1	Weight/ Foot	Depot Number	Die #	Global Die #
1.063						0.100		1.343		14493	2820

Note: Most items are packed in approximately 500 lb bundles.

Rod/Bar over 8.5 lbs/foot and other items over 4.5 lbs/foot are

packed in approximately 1000 lb bundles.



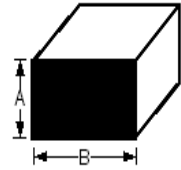
**Description:**  
**Bar Rectangular Sharp Corners**

A	B	C	D	t	t1	R	R1	Weight/ Foot	Depot Number	Global Die #	Global Die #
0.125	0.750							0.113	008	14420	1201
0.125	0.875							0.131		14450	2655
0.125	1.000							0.150	322	14464	1214
0.125	1.250							0.187		14512	1224
0.125	1.500							0.224	323	14538	1234
0.125	2.000							0.300	324	14604	814
0.125	2.250							0.337		14633	1278
0.125	2.500							0.375		14650	1293
0.125	3.000							0.450		14690	1321
0.125	4.000							0.600		14740	1328
0.125	4.750							0.713		14779	2669
0.125	6.000							0.900		31391	1354
0.188	0.625							0.140		14395	1200
0.188	0.750							0.169		14423	2679
0.188	1.000							0.226	325	14468	2680
0.188	1.250							0.281		14514	1225
0.188	1.500							0.338	128	14543	1696
0.188	1.750							0.395		14582	2681
0.188	2.000							0.449	129	14607	1256
0.188	2.500							0.562		14651	1295
0.188	3.000							0.677		14692	1309
0.188	3.500							0.790		16569	2682
0.188	4.000							0.902		14742	1329
0.188	4.500							1.015		14769	2684
0.188	6.000							1.354		14806	2685
0.188	7.000							1.579		14827	2693
0.188	11.500							2.594		14834	2687
0.250	0.375							0.113		14346	2688
0.250	0.500							0.150		14375	1194
0.250	0.625							0.187		14398	1198
0.250	0.750							0.226		14426	1204
0.250	1.000							0.300	130	14470	1216
0.250	1.125							0.337		14500	2690
0.250	1.250							0.376		14516	2691
0.250	1.500							0.450	131	14545	1236
0.250	1.750							0.526		14583	2692
0.250	2.000							0.600	132	14610	1258
0.250	2.250							0.675		14636	2694
0.250	2.500							0.750	329	14653	1296
0.250	2.750							0.826		14682	2695
0.250	3.000							0.900	133	14693	1310
0.250	3.500							1.050	280	14727	1322
0.250	4.000							1.200	134	14744	1330

Note: Most items are packed in approximately 500 lb bundles.

Rod/Bar over 8.5 lbs/foot and other items over 4.5 lbs/foot are

packed in approximately 1000 lb bundles.



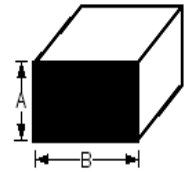
**Description:**  
**Bar Rectangular Sharp Corners**

A	B	C	D	t	t1	R	R1	Weight/ Foot	Depot Number	Global Die #	Global Die #
0.250	4.500							1.350		14770	1341
0.250	5.000							1.500	135	14783	1346
0.250	6.000							1.800	136	14808	1356
0.250	6.250							1.876		14821	2698
0.250	8.000							2.400	011	12466	1369
0.250	10.000							2.940	013	33663	2700
0.312	0.750							0.281		14429	2702
0.312	1.000							0.374		14473	2703
0.312	1.250							0.468		14517	1232
0.312	1.500							0.562		14549	2705
0.312	2.000							0.749		14613	1260
0.312	3.000							1.123		14696	2218
0.312	4.000							1.498		14748	3657
0.312	5.000							1.872		14784	1347
0.375	0.500							0.226		14380	1195
0.375	0.625							0.281		14401	1197
0.375	0.750							0.337		14431	1205
0.375	0.875							0.394		14455	2711
0.375	1.000							0.450	330	14476	1218
0.375	1.250							0.561	331	14518	1227
0.375	1.500							0.676	137	14551	1237
0.375	1.750							0.787	800	14585	2712
0.375	2.000							0.900	138	14614	1259
0.375	2.250							1.013		15490	2713
0.375	2.500							1.126	139	14656	1297
0.375	2.750							1.237		14683	2714
0.375	3.000							1.350	140	14697	1312
0.375	3.500							1.576	290	14728	2715
0.375	3.750							1.687		18388	2716
0.375	4.000							1.800	141	14749	1331
0.375	4.500							2.024		32033	1342
0.375	5.000							2.250	332	14785	1348
0.375	5.750							2.587		32032	2719
0.375	6.000							2.700	142	14810	1357
0.375	6.500							2.924		32034	2720
0.375	8.000							3.600	333	12468	2723
0.500	0.625							0.376		14403	2725
0.500	0.750							0.450		14435	1207
0.500	1.000							0.600	143	14479	1219
0.500	1.250							0.750	334	14519	1228
0.500	1.500							0.900	144	14553	1238
0.500	1.750							1.050	694	14587	2726

Note: Most items are packed in approximately 500 lb bundles.

Rod/Bar over 8.5 lbs/foot and other items over 4.5 lbs/foot are

packed in approximately 1000 lb bundles.



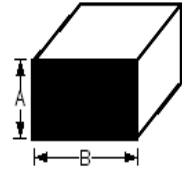
**Description:**  
**Bar Rectangular Sharp Corners**

A	B	C	D	t	t1	R	R1	Weight/ Foot	Depot Number	Global Die #	Global Die #
0.500	2.000							1.200	145	14616	1261
0.500	2.500							1.500	335	14657	1298
0.500	3.000							1.800	146	14699	1313
0.500	3.500							2.100	300	14730	2729
0.500	4.000							2.400	147	14751	1332
0.500	4.500							2.700		14773	1343
0.500	5.000							3.000	148	14789	1349
0.500	6.000							3.600	149	14812	1358
0.500	7.000							4.200		14828	2737
0.500	8.000							4.800	17	14832	2738
0.500	10.000							5.880	19	33646	2739
0.625	0.875							0.656		19154	2741
0.625	1.000							0.750		14483	1220
0.625	1.250							0.937		14520	1231
0.625	1.500							1.126		14557	1242
0.625	2.000							1.500		14618	1262
0.625	2.500							1.876		14658	2745
0.625	3.000							2.250		12657	1314
0.625	4.000							3.000		14754	2747
0.625	5.000							3.675		33407	2748
0.625	6.000							4.500		12646	1359
0.750	0.844							0.760		14446	2754
0.750	0.875							0.787		14457	2755
0.750	1.000							0.900	151	14486	1221
0.750	1.250							1.126		14521	2756
0.750	1.500							1.350	152	14558	1239
0.750	1.750							1.575		14590	1249
0.750	2.000							1.800	153	14620	1263
0.750	2.500							2.250	337	14660	1330
0.750	2.750							2.474		19520	2757
0.750	3.000							2.700	154	14702	1315
0.750	3.500					0.010		3.097	338	33842	2758
0.750	3.500					0.015		3.150		35158	1325
0.750	4.000							3.600	155	14756	1334
0.750	4.500							4.050		14774	2759
0.750	5.000							4.500	339	14791	1350
0.750	6.000							5.400	156	14816	1360
0.750	8.000							7.200		14833	2760
0.750	10.000							8.820		35159	1377
0.875	5.000							5.283		14792	2762
1.000	1.250							1.470	157	19612	1230
1.000	1.500							1.800	340	14560	1240

Note: Most items are packed in approximately 500 lb bundles.

Rod/Bar over 8.5 lbs/foot and other items over 4.5 lbs/foot are

packed in approximately 1000 lb bundles.

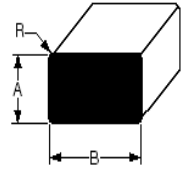


**Description:**  
**Bar Rectangular Sharp Corners**

A	B	C	D	t	t1	R	R1	Weight/ Foot	Depot Number	Die #	Global Die #
1.000	1.750							2.100	695	14591	2764
1.000	2.000							2.400	158	14621	1265
1.000	2.250							2.700		14639	2765
1.000	2.500							3.000	159	14662	1301
1.000	3.000							3.600	160	14706	1316
1.000	3.250							3.900		14723	2766
1.000	3.500							4.116		19613	2767
1.000	4.000							4.800	161	14757	1336
1.000	4.500							5.400		14775	2768
1.000	5.000							6.000	341	14793	1351
1.000	6.000							7.200	162	14817	1361
1.000	6.625							7.950		33009	2769
1.000	8.000							9.408	023	33647	1373
1.000	10.000							11.760	025	33655	1379
1.250	1.500							2.250		14563	1243
1.250	2.000							3.000	350	14624	1266
1.250	2.500							3.750	696	14664	1302
1.250	3.000							4.500		14711	2773
1.250	4.000							6.000		18413	1337
1.250	4.250							6.375		14765	2774
1.250	5.000							7.500		32355	2775
1.250	5.250							7.875		31874	2776
1.250	6.000							9.000		33196	2777
1.500	2.000							3.600	164	14626	1267
1.500	2.500							4.500	697	14665	1303
1.500	3.000							5.400	165	14713	1318
1.500	4.000							7.200	260	14758	1338
1.500	4.500							8.100		14776	2780
1.500	5.000							9.000	261	12452	1352
1.500	6.000							10.583	166	33027	1363
1.500	6.700							12.06		33029	
1.750	2.000							4.200		15126	2782
1.750	2.500							5.250		14667	2783
1.750	3.000							6.300		14714	1319
1.750	4.000							8.232		33071	2786
2.000	2.500							6.000	270	14668	1304
2.000	3.000							7.200	167	14715	1320
2.000	3.500							8.400		19710	2787
2.000	4.000							9.600	168	14759	1339
2.000	4.500							10.800		14777	2788
2.000	5.000							11.760		33072	2789
2.500	3.000							9.000		19709	2793
2.500	4.000							12.000		19762	2794

Note: Most items are packed in approximately 500 lb bundles.

Rod/Bar over 8.5 lbs/foot and other items over 4.5 lbs/foot are packed in approximately 1000 lb bundles.



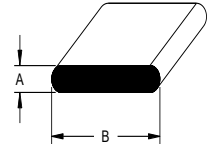
**Description:**  
**Bar Rectangular Round Corners**

A	B	C	D	t	t1	R	R1	Weight/ Foot	Depot Number	Global Die #	Global Die #
0.125	1.000					0.031		0.149		14465	2815
0.188	0.625					0.063		0.137		14397	2816
0.188	3.500					0.025		0.790		14726	2817
0.250	1.000					0.025		0.299		14471	1217
0.250	2.000					0.063		0.596		14611	1974
0.375	2.000					0.063		0.896		14615	1975
0.375	5.000					0.063		2.246		14787	1976

Note: Most items are packed in approximately 500 lb bundles.

Rod/Bar over 8.5 lbs/foot and other items over 4.5 lbs/foot are

packed in approximately 1000 lb bundles.



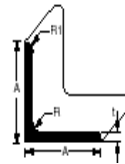
**Description:**  
**Bar Rectangular Bus Bar**

A	B	C	D	t	t1	R	R1	Weight/ Foot	Depot Number	Global Die #	Global Die #
0.125	0.750							0.108	14421	1951	
0.156	1.500							0.275	14541	2821	
0.188	2.000							0.442	14608	2822	
0.250	1.000							0.284	14472	2824	
0.250	2.000							0.584	14612	1956	
0.250	3.000							0.884	14695	1958	
0.250	4.000							1.184	14746	1959	
0.500	6.000							3.535	14814	1977	

Note: Most items are packed in approximately 500 lb bundles.

Rod/Bar over 8.5 lbs/foot and other items over 4.5 lbs/foot are

packed in approximately 1000 lb bundles.



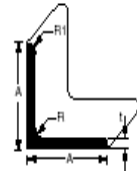
**Description:**  
**Angles Equal Leg Structural Standard**

A	B	C	D	t	t1	R	R1	Weight/ Foot	Depot Number	Die #	Global Die #
0.750				0.125		0.125	0.094	0.201	305	13686	
1.000				0.125		0.125	0.094	0.282	108	13768	1006
1.000				0.188		0.125	0.094	0.408	306	13776	1008
1.000				0.250		0.188	0.094	0.529		13780	
1.000				0.250		0.125	0.094	0.514		13779	1010
1.000				0.250		0.188	0.250	0.503	307	12687	2853
1.250				0.125		0.188	0.125	0.358		13834	1012
1.250				0.125		0.094	0.125	0.358	301	13832	
1.250				0.188		0.188	0.125	0.521		13838	1015
1.250				0.188		0.188	0.015	0.512		13839	1016
1.250				0.250		0.188	0.125	0.676		13843	
1.250				0.250		0.094	0.125	0.670	385	13842	
1.500				0.125		0.188	0.125	0.432	109	13902	
1.500				0.188		0.188	0.125	0.636	110	13911	1021
1.500				0.188		0.188	0.188	0.625		13913	1022
1.500				0.250		0.188	0.125	0.809	111	13918	1023
1.500				0.312		0.188	0.125	0.988		13919	
1.750				0.125		0.188	0.125	0.497		13953	
1.750				0.250		0.188	0.125	0.980		13960	
2.000				0.125		0.250	0.125	0.589	112	14033	1031
2.000				0.188		0.250	0.125	0.868	113	14035	1033
2.000				0.250		0.250	0.125	1.133		14040	
2.000				0.250		0.250	0.250	1.109	114	12482	1037
2.000				0.375		0.250	0.125	1.606	286	14044	1038
2.500				0.125		0.250	0.125	0.724		14110	
2.500				0.188		0.250	0.125	1.070		14115	
2.500				0.250		0.250	0.125	1.404	115	14118	
2.500				0.312		0.250	0.125	1.763		14121	
2.500				0.375		0.250	0.125	2.088		14122	1047
2.500				0.500		0.375	0.250	2.704		14123	
3.000				0.188		0.312	0.250	1.275		14176	
3.000				0.250		0.312	0.250	1.684	116	14183	1052
3.000				0.312		0.312	0.250	2.080		14184	
3.000				0.375		0.312	0.125	2.525		12487	
3.000				0.375		0.312	0.250	2.474	117	14185	1053
3.000				0.500		0.312	0.250	3.294		12488	1055
3.250				0.250		0.312	0.250	1.868		14190	
3.500				0.250		0.375	0.250	2.029		14213	1057
3.500				0.312		0.375	0.250	2.508		14214	2852
3.500				0.375		0.375	0.250	2.985		14215	
4.000				0.125		0.250	0.125	1.196		14240	
4.000				0.250		0.375	0.250	2.350	118	14243	1059

Note: Most items are packed in approximately 500 lb bundles.

Rod/Bar over 8.5 lbs/foot and other items over 4.5 lbs/foot are

packed in approximately 1000 lb bundles.



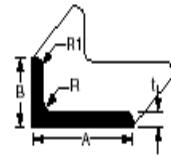
**Description:**  
**Angles Equal Leg Structural Standard**

A	B	C	D	t	t1	R	R1	Weight/ Foot	Depot Number	Die #	Global Die #
4.000				0.312		0.375	0.250	2.966		14244	
4.000				0.375		0.375	0.250	3.435	119	14245	1060
4.000				0.500		0.375	0.250	4.500	808	14247	
4.000				0.625		0.500	0.375	5.523		14249	
5.000				0.375		0.500	0.375	4.323	809	14277	
5.000				0.500		0.500	0.375	5.580		14279	
6.000				0.375		0.500	0.375	5.222	812	12387	
6.000				0.500		0.500	0.375	6.892		12388	

Note: Most items are packed in approximately 500 lb bundles.

Rod/Bar over 8.5 lbs/foot and other items over 4.5 lbs/foot are

packed in approximately 1000 lb bundles.



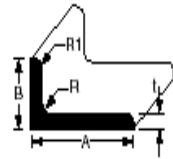
**Description:**  
**Angles Unequal Leg Structural Standard**

A	B	C	D	t	t1	R	R1	Weight/ Foot	Depot Number	Die #	Global Die #
1.000	1.500			0.063		0.125	0.031	0.185		13870	
1.250	0.750			0.094		0.094	0.047	0.212		13806	
1.250	1.000			0.125		0.125	0.063	0.314		13814	
1.500	0.750			0.125		0.125	0.063	0.314		13864	
1.501	1.000			0.125		0.156	0.125	0.354		13875	1141
1.500	1.250			0.125		0.188	0.125	0.387		13888	
1.500	1.250			0.188		0.188	0.125	0.580		13890	
1.750	1.250			0.125		0.125	0.125	0.430		13939	
2.000	1.000			0.188		0.270	0.100	0.644		13990	
2.000	1.000			0.250		0.188	0.125	0.826		13994	
2.000	1.500			0.125		0.188	0.125	0.507		14011	3202
2.000	1.500			0.188		0.188	0.125	0.748	311	14014	3203
2.000	1.500			0.250		0.188	0.125	0.976	313	14018	2338
2.000	1.500			0.375		0.188	0.125	1.408		14020	
2.500	1.500			0.187		0.187	0.015	0.851		14087	1159
2.500	1.500			0.188		0.250	0.125	0.868		14088	2943
2.500	1.500			0.250		0.250	0.125	1.133		14089	
2.500	1.500			0.375		0.250	0.125	1.639		14092	
2.500	2.000			0.188		0.250	0.125	0.961		14101	
2.500	2.000			0.250		0.250	0.125	1.257	328	14105	
2.500	2.000			0.312		0.250	0.125	1.576		14106	
3.000	2.000			0.188		0.312	0.188	1.093		14157	
3.000	2.000			0.250		0.250	0.012	1.409		14159	1173
3.000	2.000			0.250		0.312	0.188	1.432	120	14160	1828
3.000	2.000			0.375		0.312	0.250	2.074		12484	2971
3.000	2.000			0.375		0.312	0.188	2.046		14163	1172
3.000	2.000			0.500		0.312	0.188	2.707		14164	
3.000	2.500			0.250		0.312	0.250	1.576		14167	
3.000	2.500			0.375		0.312	0.250	2.299		14170	
3.000	6.000			0.375		0.500	0.312	3.896		15808	
3.500	2.500			0.250		0.312	0.250	1.684		14205	
3.500	2.500			0.375		0.312	0.250	2.524		14206	
3.500	3.000			0.250		0.375	0.250	1.879		14211	
3.500	3.500			0.312		0.375	0.250	2.508		50199	
4.000	3.000			0.250		0.375	0.250	2.050	121	14233	1180
4.000	3.000			0.312		0.375	0.250	2.507		14234	
4.000	3.000			0.375		0.375	0.250	3.010		14235	1832
4.000	3.000			0.500		0.375	0.250	3.904		14237	
4.000	3.000			0.500		0.375	0.312	3.888		14238	
4.000	3.500			0.375		0.375	0.312	3.192		14239	

Note: Most items are packed in approximately 500 lb bundles.

Rod/Bar over 8.5 lbs/foot and other items over 4.5 lbs/foot are

packed in approximately 1000 lb bundles.



**Description:**

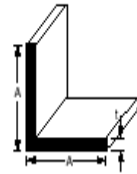
**Angles Unequal Leg Structural Standard**

A	B	C	D	t	t1	R	R1	Weight/ Foot	Depot Number	Die #	Global Die #
5.000	3.000			0.188		0.375	0.250	1.766		14267	
5.000	3.000			0.250		0.375	0.250	2.329		14268	3204
5.000	3.000			0.312		0.360	0.312	2.866		14269	
5.000	3.000			0.375		0.375	0.312	3.349	122	14270	
5.000	3.000			0.500		0.375	0.312	4.486		15109	3205
5.000	3.500			0.375		0.438	0.312	3.655		5080	
6.000	3.500			0.312		0.500	0.312	3.453		14291	3207
6.000	3.500			0.375		0.500	0.312	4.120		14292	
6.000	3.500			0.500		0.500	0.312	5.414		12385	
6.000	4.000			0.375		0.500	0.375	4.323		14293	1827
6.000	4.000			0.500		0.500	0.375	5.578		14295	1830
6.000	4.000			0.500		0.250	0.500	5.587		14294	

Note: Most items are packed in approximately 500 lb bundles.

Rod/Bar over 8.5 lbs/foot and other items over 4.5 lbs/foot are

packed in approximately 1000 lb bundles.



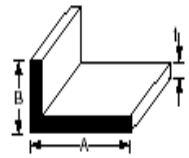
**Description:**  
**Angles Equal Legs Architectural**

A	B	C	D	t	t1	R	R1	Weight/ Foot	Depot Number	Die #	Global Die #
0.500				0.063				0.070		13626	1066
0.500				0.125				0.131		13629	1069
0.625				0.125				0.169		13649	1072
0.750				0.620				0.107		13673	1075
0.750				0.125				0.206		13682	1077
0.750				0.188				0.295		13687	
0.875				0.125				0.244		13708	1078
1.000				0.063				0.146		13756	1080
1.000				0.094		0.063	0.046	0.212		13759	
1.000				0.100				0.228		13763	
1.000				0.125				0.281	100	13765	1083
1.000				0.188				0.407		13774	1084
1.000				0.250				0.526		13777	1085
1.250				0.063				0.181		13825	1086
1.250				0.125				0.356		13830	1088
1.250				0.188				0.519		13835	1089
1.250				0.250				0.676		13840	1090
1.500				0.063				0.218		13895	1091
1.500				0.125				0.431	102	13899	1092
1.500				0.188				0.633	104	13906	1093
1.500				0.250				0.825		13915	1094
1.750				0.125				0.506		13952	1095
1.750				0.250				0.975		13958	1097
2.000				0.094				0.443		14028	1099
2.000				0.125		0.188		0.581		14032	
2.000				0.125				0.581	105	14030	1100
2.000				0.188				0.850	383	14034	1101
2.000				0.250		0.250		1.141		14038	
2.000				0.250				1.126	107	14037	1102
2.000				0.375				1.631		14043	1103
2.500				0.125				0.731		14109	1104
2.500				0.188				1.086		14113	1105
2.500				0.250				1.426		14117	1106
3.000				0.125				0.882		14173	1109
3.000				0.188				1.310		14174	1111
3.000				0.250		0.031	0.031	1.726		12485	
3.000				0.250				1.726		14178	1113
3.000				0.500				3.300		14186	
4.000				0.250				2.325		14242	1121

Note: Most items are packed in approximately 500 lb bundles.

Rod/Bar over 8.5 lbs/foot and other items over 4.5 lbs/foot are

packed in approximately 1000 lb bundles.



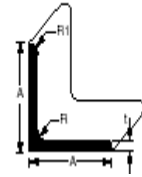
**Description:**  
**Angles Unequal Legs Architectural**

A	B	C	D	t	t1	R	R1	Weight/ Foot	Depot Number	Die #	Global Die #
0.750	0.500			0.125				0.169		13666	2370
1.000	0.312			0.094				0.137		13721	
1.000	0.500			0.063				0.107		13727	2371
1.000	0.500			0.094				0.157		13728	
1.000	0.750			0.063				0.126		13737	2363
1.000	0.750			0.125				0.243	411	13741	2052
1.125	0.625			0.094				0.186		13788	
1.250	0.750			0.125				0.281		13807	2432
1.250	1.000			0.125				0.319		13813	
1.250	1.000			0.188			0.031	0.464		13816	
1.500	0.500			0.125				0.281		13857	
1.500	0.750			0.125				0.319		13863	2433
1.500	1.000			0.063				0.181		13869	
1.500	1.000			0.125				0.356		13874	2012
1.500	1.000			0.188				0.522		13879	
1.750	1.000			0.125				0.394		13930	
1.750	1.000			0.188				0.578		13933	
2.000	0.750			0.125				0.394		13976	3211
2.000	1.000			0.125				0.431		13983	2336
2.000	1.000			0.188				0.631		13989	2350
2.000	1.500			0.125				0.506		14007	160
2.000	1.500			0.250				0.975		14016	3212
2.500	1.500			0.125				0.581		14084	
3.000	0.750			0.125				0.544		14137	
3.000	1.000			0.125				0.569		14138	2337
3.000	1.000			0.188				0.860		14140	
3.000	1.750			0.188				1.029		15634	
3.000	2.000			0.125				0.731	304	14154	1821
3.000	2.000			0.188				1.086		35099	
3.000	2.000			0.250		0.250		1.441		31258	
3.500	1.250			0.125				0.694		14197	
3.500	2.500			0.250				1.725		14204	
4.000	2.000			0.125				0.881		32637	2439
4.000	2.000			0.250				1.725		12491	
4.000	2.000			0.380			0.125	2.567		14225	
4.000	2.500			0.125		0.125	0.031	0.960		14226	
4.000	3.000			0.188				1.536		14231	

Note: Most items are packed in approximately 500 lb bundles.

Rod/Bar over 8.5 lbs/foot and other items over 4.5 lbs/foot are

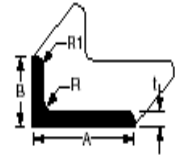
**Description:** packed in approximately 1000 lb bundles.  
**Angles Army-Navy Design Equal Legs, Equal Thickness**



A	B	C	D	t	t1	R	R1	Weight/ Foot	Depot Number	Die #	Global Die #
0.750				0.094		0.094	0.094	0.156		13680	
0.750				0.125		0.094	0.125	0.200		13685	
0.875				0.125		0.094	0.125	0.236		13709	
1.000				0.125		0.188	0.125	0.282		13769	
1.250				0.063		0.188	0.063	0.191		13827	
1.250				0.188		0.188	0.188	0.512		13839	
1.500				0.125		0.188	0.125	0.432		13904	
1.500				0.188		0.188	0.188	0.625		13913	1002
2.000				0.125		0.250	0.125	0.589		14033	
2.000				0.188		0.250	0.188	0.858		14036	
2.000				0.250		0.250	0.250	1.124		14041	
2.500				0.188		0.250	0.188	1.084		14116	

Note: Most items are packed in approximately 500 lb bundles.

Rod/Bar over 8.5 lbs/foot and other items over 4.5 lbs/foot are



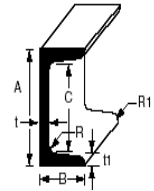
**Description:** packed in approximately 1000 lb bundles.  
**Angles Army-Navy Design Unequal Legs, Equal Thickness**

A	B	C	D	t	t1	R	R1	Weight/ Foot	Depot Number	Die #	Global Die #
1.250	0.750			0.125		0.125	0.125	0.277		13808	
1.250	1.000			0.125		0.125	0.125	0.314		13815	
1.500	1.000			0.125		0.156	0.125	0.354		13875	
1.500	1.250			0.125		0.156	0.125	0.392		13887	
2.000	1.500			0.125		0.188	0.125	0.507		14011	
2.500	1.500			0.188		0.188	0.188	0.851		14087	
2.500	2.000			0.188		0.250	0.188	0.987		14102	
3.000	1.500			0.188		0.250	0.188	0.971		14147	
3.000	1.500			0.250		0.250	0.250	1.259		14148	
3.000	2.000			0.188		0.250	0.188	1.084		14155	
3.000	2.000			0.250		0.250	0.250	1.409		14159	

Note: Most items are packed in approximately 500 lb bundles.

Rod/Bar over 8.5 lbs/foot and other items over 4.5 lbs/foot are

packed in approximately 1000 lb bundles.



**Description:**

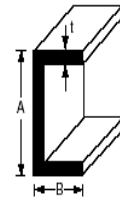
**Channels Tapered Leg-American Standard**

A	B	C	D	t	t1	R	R1	Weight/ Depot		Global	
								Foot	Number	Die #	Die #
3.000	1.410	1.706		0.170	0.170	0.270	0.100	1.703	183	13463	1884
3.000	1.498	1.750		0.258	0.170	0.270	0.100	1.729	184	13465	1885
3.000	1.560	1.750		0.320	0.170	0.270	0.100	1.992		13471	3013
3.000	1.596	1.750		0.356	0.170	0.270	0.100	2.120	361	13472	1886
3.000	2.000	1.750	0.250	0.250	0.250		0.015	2.239		12395	3014
3.000	2.000	1.750	0.375	0.375		0.188	0.375	2.702		13481	3015
4.000	1.580	2.750		0.180	0.180	0.280	0.110	1.884	185	13532	1887
4.000	1.647	2.750		0.247	0.180	0.280	0.110	2.213	186	13534	1888
4.000	1.720	2.750		0.320	0.180	0.280	0.110	2.504	362	13536	1889
5.000	1.750	3.750		0.190	0.190	0.290	0.110	2.380	363	13565	1890
5.000	1.785	3.750		0.225	0.190	0.290	0.110	2.589		13566	3016
5.000	1.885	3.750		0.325	0.190	0.290	0.110	3.172	364	13567	1891
5.000	2.032	3.750		0.472	0.190	0.290	0.110	4.061		13569	1892
6.000	1.920	4.500		0.200	0.200	0.300	0.120	2.910	365	13579	1893
6.000	1.945	4.500		0.225	0.200	0.300	0.120	3.060	187	12243	1894
6.000	2.034	4.500		0.314	0.200	0.300	0.120	3.631	382	13581	1895
6.000	2.157	4.500		0.438	0.200	0.300	0.120	4.610	867	13584	1896
6.000	3.000	4.500	0.500	0.375	0.375	0.250		5.891		13588	3017
7.000	2.090	5.500		0.210	0.210	0.310	0.130	3.380		13593	3018
7.000	2.110	5.500		0.230	0.210	0.310	0.130	3.593		13594	1897
7.000	2.194	5.500		0.314	0.210	0.310	0.130	4.317	868	12409	1898
7.000	2.299	5.500		0.419	0.210	0.310	0.130	5.097		13595	3019
8.000	2.290	6.250		0.250	0.220	0.320	0.130	4.344	188	12412	1899
8.000	2.343	6.250		0.303	0.220	0.320	0.130	4.751		13597	1900
8.000	2.435	6.250		0.395	0.217	0.320	0.130	5.620		13598	3020
9.000	2.485	7.250		0.285	0.140	0.330	0.140	4.933		13602	3021
10.000	2.600	8.250		0.240	0.240	0.340	0.140	5.430	869	12414	1902
10.000	2.886	8.250		0.526	0.240	0.340	0.140	8.641	870	33708	1903

Note: Most items are packed in approximately 500 lb bundles.

Rod/Bar over 8.5 lbs/foot and other items over 4.5 lbs/foot are

packed in approximately 1000 lb bundles.



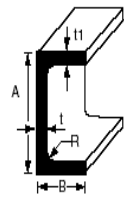
**Description:**  
**Channel Aluminum Association**

A	B	C	D	t	t1	R	R1	Weight/ Foot	Depot Number	Global Die #	Die #
2.000	1.000			0.125		0.130	0.031	0.569		13360	
2.000	1.250			0.170	0.260	0.150		1.094	309	13365	1905
2.000	2.000			0.250		0.188	0.031	1.667		13384	
2.000	2.000			0.250		0.031	0.031	1.650		12390	
2.375	1.250			0.188		0.188		1.033		13423	
3.000	1.250			0.125		0.125	0.031	0.794		13459	
3.000	1.750			0.170	0.260	0.250		1.630	372	13473	1907
3.000	2.000			0.250	0.312	0.188		2.222		31139	1928
3.000	2.500			0.188		0.188	0.188	1.720		13489	
3.500	1.750			0.156		0.250	0.156	1.271		13511	
4.000	1.500			0.150	0.175	0.125	0.094	1.286		13530	
4.000	2.000			0.250	0.312	0.375		2.584		31263	1932
4.000	2.000			0.150	0.230	0.250		1.738	190	13542	1908
4.000	2.000			0.188	0.250	0.375		2.062		31264	1931
4.000	2.000			0.250		0.250	0.250	2.250		13540	
4.000	2.000			0.375		0.250	0.375	3.222		12397	
4.000	2.250			0.190	0.290	0.250		2.377	191	13544	1909
5.000	2.250			0.150		0.250		1.687		13571	
5.000	2.250			0.150	0.260	0.300		2.256	192	13570	1910
5.000	2.750			0.190	0.320	0.300		3.152	373	13573	1911
6.000	2.000			0.281	0.375	0.438		3.668		31140	3010
6.000	2.000			0.375	0.500	0.187		4.668		35021	3679
6.000	2.500			0.170	0.290	0.300		2.834	193	12405	1912
6.000	3.250			0.210	0.350	0.300	0.031	4.030		12406	
6.000	3.500			0.375		0.250		5.544		13590	
6.000	3.500			0.375	0.412	0.480	0.420	6.100		13589	
6.250	2.000			0.125		0.250	0.125	1.524		12407	
7.000	2.750			0.170	0.290	0.300		3.205		12410	1914
7.000	3.500			0.210	0.380	0.300	0.031	4.715		12411	
8.000	3.000			0.190	0.350	0.300		4.231	194	13601	1916
8.000	3.000			0.281	0.438	0.500		5.678		31141	3012
8.000	3.750			0.250	0.410	0.350		5.876		30701	1917
8.000	4.000			0.375	0.500			6.991		19060	
10.000	3.500			0.250	0.410	0.350		6.136		15826	1919

Note: Most items are packed in approximately 500 lb bundles.

Rod/Bar over 8.5 lbs/foot and other items over 4.5 lbs/foot are

packed in approximately 1000 lb bundles.



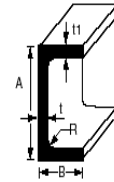
**Description:**  
**Channel Sharp Corners**

A	B	C	D	t	t1	R	R1	Weight/ Foot	Depot Number	Global Die #	Die #
0.500	0.500			0.063				0.102		13096	
0.500	0.500			0.094				0.148		13098	1817
0.500	0.500			0.125				0.188		13099	1818
0.625	0.500			0.063				0.113		31411	
0.625	0.625			0.125				0.244		13111	1824
0.750	0.375			0.125				0.187		13122	1834
0.750	0.750			0.125				0.300	412	13130	1836
0.750	1.000			0.125				0.376		13133	1837
0.875	0.500			0.063				0.131		32350	
0.875	0.562			0.063				0.142		13145	
0.875	0.875			0.125				0.356		13154	1838
1.000	0.500			0.125				0.263	354	13173	1839
1.000	1.000			0.125				0.413	178	13189	1841
1.000	1.500			0.125				0.562		12864	1842
1.250	0.500			0.063				0.158		13223	1845
1.250	0.500			0.125				0.300	414	13222	1846
1.250	0.750			0.125				0.375		15915	1848
1.250	1.000			0.094				0.346		13232	
1.250	1.250			0.125				0.526	356	13238	1849
1.500	0.500			0.125				0.337	357	13262	1850
1.500	0.750			0.125				0.413		13267	1851
1.500	1.000			0.125				0.487		13273	1852
1.500	0.500			0.125				0.637	357	13283	1853
1.750	0.750			0.063				0.233		13313	
1.750	0.750			0.125				0.450	416	13307	1855
1.750	1.000			0.094				0.402		106829	3735
1.750	1.000			0.125				0.526	417	13317	1856
2.000	0.500			0.125				0.413	418	13346	1858
2.000	1.000			0.125				0.563	180/181	13356	1859
2.000	1.000			0.250				1.050		13353	1861
2.000	1.250			0.125	0.125	0.125	0.125	0.637		13366	3027
2.000	1.500			0.125				0.713		13377	1862
2.000	1.750			0.188				1.156		35075	3858
2.000	2.000			0.125				0.863		13386	1863
2.250	2.000			0.250	0.250	0.188	0.031	1.667		13384	3222
2.250	0.875			0.125				0.563		13411	1866
2.375	1.250			0.188				1.033		13422	
2.500	0.750			0.125				0.563		13428	1868
3.000	1.000			0.125				0.713		13457	1871
3.000	1.375			0.188	0.188	0.188	0.188	1.212		13461	3031
3.000	1.500			0.188				1.268		13469	1874
3.000	1.750			0.188				1.381		13477	

Note: Most items are packed in approximately 500 lb bundles.

Rod/Bar over 8.5 lbs/foot and other items over 4.5 lbs/foot are

packed in approximately 1000 lb bundles.



**Description:**  
**Channel Sharp Corners**

A	B	C	D	t	t1	R	R1	Weight/ Foot	Depot Number	Global Die #	Global Die #
3.000	2.000			0.125				1.013		13486	1875
3.000	2.000			0.250				1.950		13483	1876
4.000	1.000			0.125				0.863		13528	1878
4.000	1.500			0.125			0.125	1.004		13529	1879
4.000	1.500			0.150	0.175	0.125	0.094	1.286		13530	3009
4.000	2.000			0.250	0.250			2.250		13539	
4.250	2.500			0.250				2.626		13549	
5.000	2.000			0.188				1.945		13568	1883
5.000	3.000			0.250				3.150		13574	
6.000	3.250			0.210	0.350	0.300	0.031	4.030		12406	3669
6.000	3.500			0.375	0.412	0.480	0.420	6.100		13589	3011
7.000	3.500			0.210	0.380	0.300	0.031	4.715		12411	3670

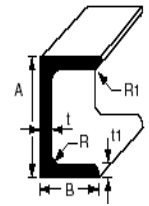
Note: Most items are packed in approximately 500 lb bundles.

Rod/Bar over 8.5 lbs/foot and other items over 4.5 lbs/foot are

packed in approximately 1000 lb bundles.

**Description:**

**Channels Army-Navy Design Equal Legs, Equal Thickness**

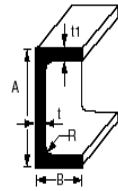


A	B	C	D	t	t1	R	R1	Weight/ Foot	Depot Number	Global Die #	Global Die #
2.000	0.750	0.125	0.125	0.125				0.487		13349	
2.000	1.250	0.125	0.125	0.125				0.637		13366	3027
3.000	1.375			0.188		0.188	0.188	1.212		13461	3031

Note: Most items are packed in approximately 500 lb bundles.

Rod/Bar over 8.5 lbs/foot and other items over 4.5 lbs/foot are

packed in approximately 1000 lb bundles.

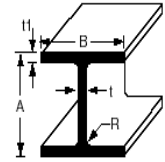


**Description:  
Channels Miscellaneous**

A	B	C	D	t	t1	R	R1	Weight/ Foot	Depot Number	Die #	Global Die #
2.000	1.250			0.170	0.260	0.150		1.094	309	13365	
2.000	2.000			0.250	0.250	0.188	0.031	1.667		13384	3222
3.000	1.500			0.130	0.200	0.250		1.135		13468	
3.000	1.500			0.188	0.250	0.312		1.514		31138	
3.000	1.750			0.170	0.260	0.250		1.630		13473	
4.000	1.500			0.150	0.175	0.125	0.094	1.286		13530	3009
4.000	2.000			0.150	0.230	0.250		1.738	190	13542	
4.000	2.000			0.188	0.250	0.375		2.062		31264	
4.000	2.000			0.250	0.250	0.250	0.250	2.250		13540	1882
4.000	2.000			0.250	0.312	0.375		2.584		31263	
4.000	2.250			0.190	0.290	0.250		2.377		13544	
5.000	2.250			0.150	0.260	0.300		2.256	192	13570	
5.000	2.750			0.190	0.320	0.300		3.152		13573	
6.000	2.500			0.170	0.290	0.300		2.834	193	12405	
6.000	3.250			0.210	0.350	0.300	0.031	4.030		12406	3669
6.000	3.500			0.375	0.412	0.480	0.042	6.100		13589	3011
7.000	2.750			0.170	0.290	0.300		3.205		12410	
7.000	3.500			0.210	0.380	0.300	0.031	4.715		12411	3670
8.000	3.000			0.190	0.350	0.300		4.231	194	13601	
8.000	3.000			0.281	0.438	0.500		5.678		31141	
8.000	3.750			0.250	0.410	0.350		5.876		30701	
10.000	3.500			0.250	0.410	0.350		6.136		15826	

Note: Most items are packed in approximately 500 lb bundles.

Rod/Bar over 8.5 lbs/foot and other items over 4.5 lbs/foot are packed in approximately 1000 lb bundles.



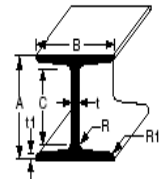
**Description:**  
I-Beams / Aluminum Association

A	B	C	D	t	t1	R	R1	Weight/ Foot	Depot Number	Global Die #	Global Die #
3.000	2.000			0.206	0.206	0.156	0.156	1.628		13036	
3.000	2.500			0.130	0.200	0.250		1.670		15823	3241
3.000	2.500			0.150	0.260	0.250		2.030		19588	3242
4.000	3.000			0.150	0.230	0.250		2.311		19587	1691
4.000	3.000			0.170	0.290	0.250		2.793		13049	1689
5.000	3.500			0.190	0.320	0.300		3.700		15773	1696
6.000	4.000			0.190	0.290	0.300		4.030		12418	1701
6.000	6.000			0.240	0.269	0.250		5.510		12419	1706
8.000	5.250			0.230	0.308	0.320		6.023		12420	

Note: Most items are packed in approximately 500 lb bundles.

Rod/Bar over 8.5 lbs/foot and other items over 4.5 lbs/foot are

packed in approximately 1000 lb bundles.



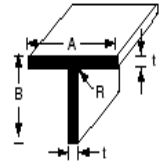
**Description:**  
**I-Beams Standard Structural**

A	B	C	D	t	t1	R	R1	Weight/ Foot	Depot Number	Die #	Global Die #
3.000	2.330	1.750		0.170	0.170	0.270	0.100	1.960		13037	
3.000	2.509	1.750		0.349	0.170	0.270	0.140	2.650		13039	
4.000	2.280	2.500		0.250	0.250	0.290	0.110	2.899		13043	
4.000	2.660	2.750		0.190	0.190	0.290	0.110	2.720	374	13044	1684
4.000	2.796	2.750		0.326	0.190	0.290	0.110	3.380		13046	1687
4.000	4.000	2.521		0.312	0.290	0.312	0.145	4.758		19593	
5.000	3.000	3.500		0.210	0.210	0.310	0.130	3.536		13053	
5.000	3.284	3.500		0.494	0.210	0.310	0.130	5.310		12416	
6.000	3.330	4.500		0.230	0.230	0.330	0.140	4.352	875	13060	1698
6.000	3.443	4.500		0.343	0.230	0.330	0.140	5.208		13062	1699
6.000	3.565	4.500		0.465	0.230	0.330	0.140	5.962		13063	
6.000	5.938	4.375		0.250	0.360	0.312	0.180	7.777		13065	
8.000	4.000	6.250		0.270	0.270	0.370	0.160	6.496		13069	1708

Note: Most items are packed in approximately 500 lb bundles.

Rod/Bar over 8.5 lbs/foot and other items over 4.5 lbs/foot are

packed in approximately 1000 lb bundles.



**Description:**

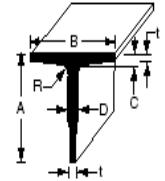
**Tees / Architectural Sharp corners**

A	B	C	D	t	t1	R	R1	Weight/ Foot	Depot Number	Global Die #	Global Die #
0.750	1.000			0.063				0.126		14865	2975
0.750	2.000			0.125				0.392		14927	1206
0.875	1.250			0.125				0.300		14881	2977
1.000	1.000			0.125				0.281		14866	1208
1.000	1.500			0.125		0.125		0.365		14895	2978
1.250	2.500			0.125		0.125	0.125	0.541		14965	2992
1.500	1.500			0.125				0.430		14904	1270
1.500	1.500			0.188				0.635	402	14905	1271
1.500	1.500	0.219	0.219	0.188		0.188		0.726		14907	2994
1.500	1.500			0.250				0.826	400	14909	1272
1.500	1.500	0.281	0.281	0.25		1.88		0.896		14911	2995
1.500	2.000			0.125				0.506		14940	2979
1.500	2.000			0.188		0.188		0.763		14942	2980
2.000	2.000			0.125				0.581		14944	1273
2.000	2.000			0.188				0.860		14948	1274
2.000	2.000			0.250		0.25		1.157		32277	1546
2.000	2.000			0.250				1.124	210	14949	1275
2.500	2.000		0.250	0.250				1.254		14958	2981
2.500	2.500	0.250	0.125	0.125				1.409		11635	2983
2.500	2.500			0.250				1.426		14971	2984
2.500	2.500	0.375	0.375	0.312		0.25		1.907		14973	1548
3.000	1.500			0.188		0.188		0.991		14916	2985
3.000	2.000			0.250		0.25		1.457		31234	2986
3.000	3.000			0.375				2.531		14991	2988
3.000	3.000	0.375	0.375	0.312		0.312		2.376		14990	2996
3.000	3.000	0.438	0.438	0.375		0.313		2.717		14995	1551
3.000	3.000		0.250	0.375				2.548		14992	2989
4.000	4.000		0.125	0.250				2.333		15012	2990
4.000	4.000			0.375				3.431		15013	2991
4.000	4.000	0.438	0.438	0.375		0.5		3.85		15014	2997

Note: Most items are packed in approximately 500 lb bundles.

Rod/Bar over 8.5 lbs/foot and other items over 4.5 lbs/foot are

packed in approximately 1000 lb bundles.



**Description:**

**Tees Army-Navy Design Equal Thickness**

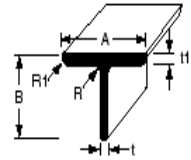
Weight/ Foot	Depot Number	Global Die #
0.541		14965

A	B	C	D	t	t1	R	R1
1.250	2.500	0.125	0.125	0.125			

Note: Most items are packed in approximately 500 lb bundles.

Rod/Bar over 8.5 lbs/foot and other items over 4.5 lbs/foot are

packed in approximately 1000 lb bundles.



**Description:**

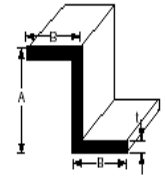
**Tees Structural American Standard**

A	B	C	D	t	t1	R	R1	Weight/ Foot	Depot Number	Global Die #	Global Die #
1.250	1.500	0.156	0.156	0.125		0.125		0.448		14898	2993
1.500	1.500	0.219	0.219	0.188		0.188		0.726		14907	2994
1.500	1.500	0.281	0.281	0.250		0.188		0.896		14911	2995
2.500	2.500	0.375	0.375	0.312		0.250		1.951		14973	1548
3.000	3.000	0.375	0.375	0.312		0.312		2.376		14990	2996
3.000	3.000	0.438	0.438	0.375		0.312		2.717		14995	1551
4.000	4.000	0.438	0.438	0.375		0.500		3.850		15014	2997

Note: Most items are packed in approximately 500 lb bundles.

Rod/Bar over 8.5 lbs/foot and other items over 4.5 lbs/foot are

packed in approximately 1000 lb bundles.



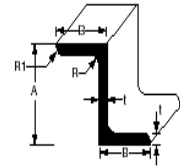
**Description:**

**Zees Architectural Equal Leg Sharp Corners**

A	B	C	D	t	t1	R	R1	Weight/ Foot	Depot Number	Global Die #	Global Die #
0.875	0.750			0.125				0.319		15058	3003
2.000	1.750			0.250				1.500		15096	3004

Note: Most items are packed in approximately 500 lb bundles.

Rod/Bar over 8.5 lbs/foot and other items over 4.5 lbs/foot are packed in approximately 1000 lb bundles.



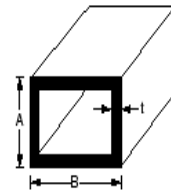
**Description:  
Zees Standard Structural**

A	B	C	D	t	t1	R	R1	Weight/ Foot	Depot Number	Global Die #	Global Die #
2.000	1.250			0.188		0.188	0.125	0.938		15085	1603
2.000	1.500			0.125		0.125	0.125	0.713		15092	3006
3.000	2.688			0.250		0.250	0.250	2.363		15104	3007
3.000	2.688			0.250		0.312	0.250	2.400		15105	1604
4.000	3.063			0.250		0.312	0.250	2.905		12474	1606

Note: Most items are packed in approximately 500 lb bundles.

Rod/Bar over 8.5 lbs/foot and other items over 4.5 lbs/foot are

packed in approximately 1000 lb bundles.



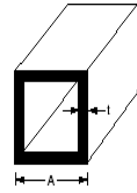
**Description:**  
**Tube Rectangular Sharp Corners**

A	B	C	D	t	t1	R	R1	Weight/	Depot	Global	
								Foot	Number	Die #	Die #
0.500	1.000			0.125				0.376	419	400382	1753
0.750	1.500			0.063				0.317		400399	1755
0.750	1.500			0.125				0.600	420	400402	1756
1.000	1.500			0.125				0.676	230	400404	1761
1.000	1.500			0.063				0.356		400403	1757
1.000	2.000			0.125				0.826	232	400426	1765
1.000	2.500			0.125				0.976		401437	1766
1.000	3.000			0.125				1.125		400462	1767
1.250	2.500			0.125				1.050		400449	1770
1.500	2.000			0.125				0.976	234	400433	1772
1.500	3.000			0.125				1.274		400466	1777
1.500	3.500			0.125				1.426		400480	1779
1.500	4.000			0.125				1.576		400529	2861
1.500	8.000			0.125				2.775		400052	2862
1.750	2.250			0.125				1.125		400445	1781
1.750	3.000			0.125				1.350	381	400467	1782
1.750	3.500			0.125				1.500		400508	1784
1.750	4.000			0.125				1.650	273	400484	1788
1.750	5.000			0.125				1.950		400495	1789
2.000	3.000			0.250				2.700		400470	1794
2.000	3.000			0.125				1.424	235	400469	1792
2.000	3.000			0.188				2.087		402474	1793
2.000	4.000			0.250				3.300		402315	2374
2.000	4.000			0.125				1.725		400485	1983
2.000	4.000			0.188				2.537		400486	2863
2.000	5.000			0.125				2.024	274	400496	1805
2.000	5.000			0.188				2.989		400497	2864
2.000	6.000			0.125				2.325		400506	1806
2.250	4.000			0.090				1.312		402541	2865
2.500	5.500			0.375				6.525		401627	2866
2.750	5.000			0.250				4.350		400498	2867
3.000	4.000			0.250				3.900		401756	1802
3.000	4.000			0.188				2.981		400855	1801

Note: Most items are packed in approximately 500 lb bundles.

Rod/Bar over 8.5 lbs/foot and other items over 4.5 lbs/foot are

packed in approximately 1000 lb bundles.



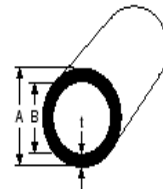
**Description:**  
**Tube Square Sharp Corners**

A	B	C	D	t	t1	R	R1	Weight/ Foot	Depot Number	Die #	Global Die #
0.625				0.065				0.197		400367	2855
0.750				0.063				0.201		400372	1669
0.750				0.125				0.375	214	400611	1672
0.875				0.078				0.299		400378	2856
0.875				0.094				0.352		400380	1673
0.875				0.125				0.450		400381	1674
1.000				0.050				0.228		400383	1677
1.000				0.063				0.273	216	400384	1683
1.000				0.094				0.409		400104	1688
1.000				0.125				0.526	218	400387	1692
1.250				0.063				0.354		400621	1700
1.250				0.095				0.524		415009	1703
1.250				0.125				0.676	220	400394	1707
1.500				0.063				0.431		400407	1711
1.500				0.094				0.640		412429	1713
1.500				0.125				0.826	221	400409	1716
1.500				0.188				1.184		401963	1717
1.500				0.250				1.500		401955	2857
1.750				0.125				0.974	273	400421	1719
2.000				0.063				0.577		404021	1722
2.000				0.100				0.912		400436	2858
2.000				0.125				1.103	223	400437	1727
2.000				0.188				1.631		400439	1728
2.000				0.250				2.100	247	400515	1729
2.250				0.125				1.274		400446	1730
2.500				0.125				1.426		400454	1732
2.500				0.188				2.087		400456	1733
2.500				0.250				2.700		402031	1734
3.000				0.120				1.659		402306	1736
3.000				0.125				1.691	225	400471	1737
3.000				0.188				2.538		401952	1738
3.000				0.250				3.300	248	400475	1739
4.000				0.125				2.324	227	400488	1742
4.000				0.188				3.439		400490	1743
4.000				0.250				4.500		400580	1744
4.000				0.312				5.524		400491	2859
4.000				0.500				8.400		400492	2860
4.500				0.250				5.100		400493	1745
5.000				0.188				4.342		400501	1747
5.000				0.250				5.700		402317	1748
6.000				0.188				5.245		401060	1750
6.000				0.250				6.916		400725	

Note: Most items are packed in approximately 500 lb bundles.

Rod/Bar over 8.5 lbs/foot and other items over 4.5 lbs/foot are

packed in approximately 1000 lb bundles.



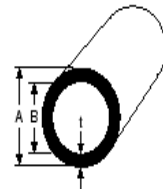
**Description:**  
**Tube Round Structural**

A	B	C	D	t	t1	R	R1	Weight/ Foot	Depot Number	Die #	Global Die #
0.625				0.058				0.122		400203	
0.625				0.063				0.132		400204	1424
0.750				0.063				0.158		400211	1432
0.750				0.083				0.205		400212	1434
0.750				0.125				0.286		400209	1437
0.875				0.058				0.175		400095	1443
0.875				0.083				0.247		402310	1445
0.875				0.094				0.273		400219	2872
0.875				0.125				0.354		400220	1446
0.875				0.188				0.486		402249	2873
1.000				0.058				0.202		400221	1450
1.000				0.063				0.219		400222	1451
1.000				0.065				0.225		400223	1452
1.000				0.083				0.286		400224	1455
1.000				0.091				0.306		400225	1456
1.000				0.125				0.413		400226	1460
1.000				0.188				0.563		400227	1462
1.000				0.250				0.707		402011	1463
1.125				0.097				0.378		400234	2874
1.125				0.125				0.472		400235	1470
1.125				0.188				0.664		402288	1471
1.250				0.063				0.277		402183	2876
1.250				0.065				0.285		400239	1475
1.250				0.083				0.365		402312	1478
1.250				0.090				0.394		415007	1480
1.250				0.100				0.433		400240	378
1.250				0.125				0.520		400241	1484
1.250				0.188				0.736		400242	1486
1.250				0.250				0.942		402002	1488
1.375				0.058				0.282		400246	1490
1.375				0.109				0.520		400247	2877
1.375				0.375				1.414		400248	2880
1.500				0.050				0.268		400249	1495
1.500				0.065				0.345		400251	1497
1.500				0.083				0.444		400252	1499
1.500				0.094				0.488		400253	1501
1.500				0.125				0.648		400254	1504
1.500				0.188				0.930		400255	1506
1.500				0.250				1.178		400256	1507
1.500				0.405				1.641		400257	2882
1.625				0.188				0.998		400259	1513

Note: Most items are packed in approximately 500 lb bundles.

Rod/Bar over 8.5 lbs/foot and other items over 4.5 lbs/foot are

packed in approximately 1000 lb bundles.



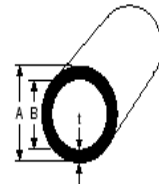
**Description:**  
**Tube Round Structural**

A	B	C	D	t	t1	R	R1	Weight/ Foot	Depot Number	Global Die #	Global Die #
1.750				0.065				0.412		400266	1514
1.750				0.125				0.766		402080	1517
1.750				0.188				1.080		400267	2883
1.750				0.250				1.414		402003	1519
1.875				0.120				0.785		400517	2884
2.000				0.063				0.443		400279	2885
2.000				0.083				0.588		400280	1528
2.000				0.125				0.866		400281	1530
2.000				0.188				1.260		400283	1531
2.000				0.250				1.616		400284	1532
2.000				0.500				2.771		400285	1534
2.250				0.065				0.525		400289	1537
2.250				0.125				0.984		400291	1541
2.250				0.188				1.429		400292	1542
2.250				0.250				1.847		400293	1543
2.250				0.500				3.299		401589	2886
2.375				0.156				1.305		400545	2887
2.375				0.188				1.550		506036	3540
2.500				0.065				0.584		400299	1550
2.500				0.125				1.097		400302	1556
2.500				0.188				1.639		400304	1557
2.500				0.250				2.078		400305	1558
2.500				0.500				3.689		400306	1562
2.700				0.288				2.615		402264	2888
2.750				0.125				1.237		402022	1566
2.750				0.188				1.811		415003	3564
2.750				0.250				2.357		402257	1567
2.875				0.125				1.296		401309	2889
3.000				0.063				0.686		402196	2890
3.000				0.125				1.354		400315	1576
3.000				0.188				1.993		402030	1577
3.000				0.250				2.593		400316	1578
3.000				0.500				4.618		400317	1580
3.000				0.750				6.234		400318	1581
3.250				0.250				2.827		415005	3585
3.375				0.125				1.531		400323	2892
3.375				0.188				2.258		400324	2893
3.500				0.065				0.842		400624	1583
3.500				0.250				3.063		415008	1587
4.000				0.050				0.731		400334	2894
4.000				0.065				0.964		402206	1590

Note: Most items are packed in approximately 500 lb bundles.

Rod/Bar over 8.5 lbs/foot and other items over 4.5 lbs/foot are

packed in approximately 1000 lb bundles.



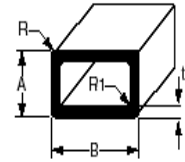
**Description:**  
**Tube Round Structural**

A	B	C	D	t	t1	R	R1	Weight/ Foot	Depot Number	Die #	Global Die #
4.000				0.083				1.201		400633	
4.000				0.125				1.825		400335	
4.000				0.188				2.648		400336	1596
4.000				0.250				3.534		400338	1597
4.000				0.375				5.125		400339	1598
4.030				1.203				12.818		402465	
4.250				0.188				2.879		402802	2897
4.500				0.125				2.062		400342	
4.500				0.312				4.940		400344	2898
4.500				0.375				5.832		400883	1602
4.500				0.500				7.540		415009	3639
5.000				0.120				2.208		400349	1607
5.000				0.188				3.408		400350	1609
5.000				0.250				4.388		400352	1611
5.000				0.500				8.313		400353	1612
5.375				0.188				3.603		400355	2899
5.500				0.250				4.849		400551	2900
6.000				0.120				2.660		415002	
6.000				0.188				4.119		400157	1615
6.000				0.250				5.311		400359	1616

Note: Most items are packed in approximately 500 lb bundles.

Rod/Bar over 8.5 lbs/foot and other items over 4.5 lbs/foot are

packed in approximately 1000 lb bundles.



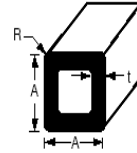
**Description:**  
**Tube Rectangular Round Corners**

A	B	C	D	t	t1	R	R1	Weight/ Foot	Depot Number	Die #	Global Die #
0.750	6.000			0.090		0.031		1.419		400504	2902
1.000	2.000			0.125		0.125		0.810		505918	
1.000	3.000			0.125		0.125	0.063	1.113		412432	2903
1.125	2.000			0.090		0.060		0.632		400430	2904
1.250	3.000			0.125		0.188	0.063	0.063		400463	2905
1.750	3.000			0.125		0.060	0.031	1.348		400548	2929
2.000	3.000			0.125		0.250	0.125	1.376		400573	2907
2.000	4.000			0.125		0.125		1.710		412437	2909
2.000	4.000			0.250		0.250		3.235		505920	
2.500	3.500			0.218		0.344	0.125	2.806		412436	2908
3.000	4.000			0.125		0.190	0.060	1.991		400875	2910
3.000	4.000			0.188		0.250	0.125	2.940		401168	2911
3.000	4.000			0.250		0.250	0.250	3.900		401562	2912
3.000	5.000			0.125		0.031	0.031	2.325		412439	2913

Note: Most items are packed in approximately 500 lb bundles.

Rod/Bar over 8.5 lbs/foot and other items over 4.5 lbs/foot are

packed in approximately 1000 lb bundles.



**Description:**  
**Tube Square Round Corners**

A	B	C	D	t	t1	R	R1	Weight/ Foot	Depot Number	Die #	Global Die #
1.000				0.125		0.125	0.063	0.512		400386	2914
1.250				0.090		0.208	0.118	0.472		400393	2915
1.500				0.087		0.188	0.101	0.564		400408	2917
1.500				0.125		0.063		0.821		400410	2918
1.500				0.125		0.125		0.809		415006	
1.500				0.125		0.188		0.793		402064	2919
1.500				0.140		0.312	0.172	0.844		400411	2920
1.500				0.250		0.188	0.101	1.474		400760	2921
1.750				0.125		0.047		0.973		400420	2922
2.000				0.094			0.035	0.868		400435	2923
2.000				0.125		0.250	0.125	1.076		505919	
2.000				0.188		0.375	0.188	1.526		400441	2924
2.000				0.188		0.312	0.125	1.552		400440	2925
2.000				0.250		0.250	0.250	2.100		402294	2926
2.000				0.250		0.031	0.031	2.100		412430	2927
2.250				0.125		0.250	0.250	1.275		400756	2928
2.500				0.250		0.250	0.125	2.651		400458	2906
3.000				0.188		0.250	0.063	2.477		400838	2930
3.000				0.250		0.250		3.235		505921	
3.000				0.250		0.391	0.109	3.154		400474	2931
3.000				1.880		0.125	0.063	2.525		400472	2932
3.500				0.125		0.250		1.976		415004	
4.000				0.125		0.094	0.094	2.325		400792	2933
4.000				0.125		0.250	0.125	2.277		400489	2934
4.000				0.188		0.094	0.094	3.440		400751	2935
4.000				0.250		0.094	0.094	4.500		400793	2936
4.000				0.250		0.500	0.250	4.307		400929	2937
5.000				0.250		0.500	0.250	5.507		400931	2939
5.000				0.250		0.125	0.125	5.700		400736	2940
6.000				0.250		0.500	0.500	6.900		400898	2941
6.000				0.250		0.125	0.125	6.916		400725	3659

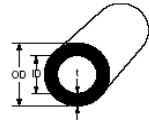


## **Standard Shape Catalog**

---

**Sapa Extrusions**  
**Address 18111 E. Railroad Street**  
**City of Industry, CA 91748**  
**Toll Free 800-210-5393**  
**Website [www.sapagroup.com/us/profiles](http://www.sapagroup.com/us/profiles)**

Note: Most items are packed in approximately 500 lb bundles.  
 Rod/Bar over 8.5 lbs/foot and other items over 4.5 lbs/foot are  
 packed in approximately 1000 lb bundles.



**Description:**  
 Pipe I.P.S. Structural

Nominal Pipe Size	Schedul e Number	OD		t Nominal Thickness	Length		Weight/ Foot	Pieces/ Bundle	Depot Number	Die Number	Global Die Number
		Outside Diameter	Inside Diameter		Feet	Inches					
0.250	40	0.540		0.088			0.147			400202	1623
0.375	40	0.675		0.091			0.200			400208	1624
0.500	40	0.840	0.622	0.109	20'	0"	0.293	85	404	400609	1625
0.500	80	0.840		0.147			0.384			402246	1626
0.750	40	1.050	0.824	0.113	20'	0"	0.392	64	405	400229	1627
0.750	80	1.050		0.154			0.522			400230	1628
1.000	10	1.315		0.109			0.486			400243	1629
1.000	40	1.315	1.049	0.133	20'	0"	0.581	55	275	400244	1630
1.000	80	1.315		0.179			0.751			400245	1631
1.250	10	1.660		0.109			0.624			400262	1633
1.250	40	1.660	1.380	0.140	20'	0"	0.786	30	200	400263	1634
1.250	80	1.660		0.191			1.058			400264	1635
1.500	10	1.900		0.109			0.736			400274	1638
1.500	40	1.900	1.610	0.145	20'	0"	0.940	30	201	400585	1639
1.500	80	1.900		0.200			1.258			400276	1640
2.000	10	2.375		0.109			0.913			400294	161
2.000	40	2.375	2.067	0.154	20'	0"	1.290	20	202	400295	484
2.000	80	2.375		0.218			1.737			400296	1644
2.500	40	2.875	2.469	0.203	20'	0"	2.004	14	378	400309	1646
2.500	80	2.875		0.276			2.705			401068	1647
2.500	160	2.875		0.346			3.233			400310	3141
3.000	10	3.500		0.120			1.498			400325	1649
3.000	40	3.500	3.068	0.216	20'	0"	2.674	11	246	400326	1650
3.000	80	3.500		0.300			3.552			400327	1651
3.500	5	4.000		0.083			1.22			400633	1592
3.500	10	4.000		0.125			1.83			400335	1620
3.500	40	4.000		0.226			3.151			400337	1652
3.500	80	4.000		0.318			4.414			401945	1653
4.000	10	4.500		0.125			3.733			400343	1656
4.000	40	4.500		0.237			3.733			400343	1656
4.000	80	4.500		0.337			5.289			401941	1657
5.000	40	5.563		0.258			5.057			400357	1659
6.000	10	6.625		0.134			3.279			400361	1661
6.000	40	6.625		0.280			6.564			400362	1662